

MEITUAN CLASS B

15 minutes delayed

ISIN: **KYG596691041**

WKN: -

Overview

2023/09/29 10:08:22 15 minutes delayed

Price

114.60 HKD

Difference  3.43% (3.80)

General attributes

ISIN KYG596691041

Symbol 3690

Exchange Hong Kong Stock Exchange

Currency HKD

Sector IT-Technology

Security type Stock

Market cap (m) 76,061 EUR

Benchmark MSCI WORLD INDEX (STRD, UHD)

Market data

Bid (Bid size) -

Ask (Ask size) -

Open 112.30 HKD

High 115.70 HKD

Low 111.30 HKD

Close (prev. day) 110.80 HKD

VWAP 114.487659 HKD

Volume (pcs) -

Trading volume -

Number of trades -

Last size -

Futures and Options

Related Futures -

Related Options -







5Y



Information about previous performance does not guarantee future performance.
Source: FactSet

Recent research

on sector

Date	Headline	Download
2023/09/29	 Global Equity Ratings	
2023/09/29	 Akciové trhy - denní zpráva	
2023/09/27	 Akciové trhy - denní zpráva	
2023/09/26	 Akciové trhy - denní zpráva	
2023/09/25	 Akciové trhy - denní zpráva	

Details

2023/09/29 10:08:22 15 minutes delayed

Price

114.60 HKD

Difference ▲ 3.43% (3.80)

General attributes

ISIN	KYG596691041
Symbol	3690
Exchange	Hong Kong Stock Exchange
Currency	HKD
Sector	IT-Technology
Security type	Stock
Market cap (m)	76,061 EUR
Benchmark	MSCI WORLD INDEX (STRD, UHD)

Market data

Bid (Bid size)	-
Ask (Ask size)	-
Open	112.30 HKD
High	115.70 HKD
Low	111.30 HKD
Close (prev. day)	110.80 HKD
VWAP	114.487659 HKD
Volume (pcs)	-
Trading volume	-
Number of trades	-
Last size	-

Performance and Risk

	6m	1Y	3Y
Perf (%)	-18.14%	-32.67%	-51.15%
Perf (abs.)	-25.40	-55.60	-120.00
Beta	1.34	0.58	0.83
Volatility	43.67	55.63	65.43

5Y



Information about previous performance does not guarantee future performance.
Source: FactSet

Price data

Ø price 5 days Ø volume 5 days (pcs.)	114.74 HKD (-)
Ø price 30 days Ø volume 30 days (pcs.)	125.54 HKD (-)
Ø price 100 days Ø volume 100 days (pcs.)	128.73 HKD (-)
Ø price 250 days Ø volume 250 days (pcs.)	142.80 HKD (-)
YTD High date	195.60 HKD (2023/01/05)
YTD Low date	109.20 HKD (2023/05/31)
52 Weeks High date	195.60 HKD (2023/01/05)
52 Weeks Low date	109.20 HKD (2023/05/31)

All listings for MEITUAN CLASS B

Exchange 📍	Date	Time	Price	Trading volume (mio.)	Number of trades
Tradegate	2023/09/29	15:11	13.71 EUR	0.00	24
Stuttgart	2023/09/29	10:53	13.615 EUR	0.00	2
Munich	2023/09/29	08:05	13.83 EUR	0.00	1
Hong Kong Stock Exchange	2023/09/29	10:08	114.60 HKD	-	-
Frankfurt	2023/09/29	13:42	13.585 EUR	0.01	12

	29					
FINRA other OTC Issues	2023/09/28	20:55	14.215 USD	0.23		11
Duesseldorf	2023/09/29	09:10	13.73 EUR	0.00		2
Berlin	2023/09/29	13:09	13.755 EUR	0.00		4

Company profile

Company Logo



Contact Details

MEITUAN

--

Telefon: -

Fax: -

E-mail: -

Company Profile

-

Members of Management Board

Wang Xing Chairman of Managing Board

Board of directors

Heung Yeung Shum Member of Supervisory Board

Gordon Orr Member of Supervisory Board

Mun Tak Yang Member of Supervisory Board

Nan Peng Shen Member of Supervisory Board

Rong Jun Mu Member of Supervisory Board

Xue Song Leng Member of Supervisory Board