


RELX PLC

ISIN: GB00B2B0DG97 WKN: B2B0DG9

Overview

2024/04/08 17:35:08		
Price	38.46 EUR	
Difference		-0.52% (-0.20)

General attributes	
ISIN	GB00B2B0DG97
Symbol	REL
Exchange	Euronext Amsterdam
Currency	EUR
Sector	Media / Entertainment / Recreation
Security type	Stock
Market cap (m)	72,343 EUR
Benchmark	FTSE 100

Market data	
Bid (Bid size)	- (7)
Ask (Ask size)	- (371)
Open	38.62 EUR
High	38.70 EUR
Low	38.36 EUR
Close (prev. day)	38.66 EUR
VWAP	38.470868 EUR
Volume (pcs)	578,366
Trading volume	22,250,242.00
Number of trades	1,664
Last size	1,336










Futures and Options	
Related Futures	30
Related Options	-

PDF Downloads	
Company report: RELX PLC	




Information about previous performance does not guarantee future performance.
Source: FactSet

Recent research

on sector			
Date		Headline	Download
2024/04/03		Global Equity Ratings	
2024/03/13		Global Equity Ratings	
2024/02/22		Global Equity Ratings	
2024/02/14		Global Equity Ratings	
2024/01/23		Global Equity Ratings	

Details

2024/04/08 17:35:08		
Price	38.46 EUR	
Difference		-0.52% (-0.20)

General attributes	
ISIN	GB00B2B0DG97
Symbol	REL
Exchange	Euronext Amsterdam
Currency	EUR
Sector	Media / Entertainment / Recreation
Security type	Stock
Market cap (m)	72,343 EUR
Benchmark	FTSE 100

Market data	
Bid (Bid size)	- (7)
Ask (Ask size)	- (371)
Open	38.62 EUR
High	38.70 EUR
Low	38.36 EUR
Close (prev. day)	38.66 EUR
VWAP	38.470868 EUR
Volume (pcs)	578,366
Trading volume	22,250,242.00
Number of trades	1,664
Last size	1,336

Performance and Risk			
	6m	1Y	3Y
Perf (%)	+16.09%	+28.50%	+73.87%
Perf (abs.)	+5.33	+8.53	+16.34
Beta	0.54	0.70	0.66
Volatility	14.82	16.63	18.67



Information about previous performance does not guarantee future performance.
Source: FactSet

Price data	
Ø price 5 days Ø volume 5 days (pcs.)	38.75 EUR (621,310)
Ø price 30 days Ø volume 30 days (pcs.)	39.81 EUR (621,593)
Ø price 100 days Ø volume 100 days (pcs.)	37.72 EUR (653,972)
Ø price 250 days Ø volume 250 days (pcs.)	33.45 EUR (732,845)
YTD High date	41.31 EUR (2024/02/26)
YTD Low date	35.22 EUR (2024/01/03)
52 Weeks High date	41.31 EUR (2024/02/26)
52 Weeks Low date	27.45 EUR (2023/05/04)

All listings for RELX PLC						
Exchange 	Date	Time	Price	Trading volume (mio.)	Number of trades	
Xetra	2024/04/08	17:35	38.58 EUR	0.02	2	
Tradegate	2024/04/08	22:26	38.50 EUR	0.02	10	
Stuttgart	2024/04/09	08:13	38.40 EUR	0.00	2	
Munich	2024/04/09	08:06	38.60 EUR	0.00	1	
London Stock	2024/04/	17:35	3,299.00 GBp	8,292.86	6,921	

Exchange	08					
Hanover	2024/04/09	08:01	38.38 EUR	0.00	1	
Hamburg	2024/04/09	08:01	38.38 EUR	0.00	1	
Frankfurt	2024/04/08	09:16	38.50 EUR	0.00	2	
FINRA other OTC Issues	2024/04/08	21:58	42.30 USD	0.11	74	
Euronext Amsterdam	2024/04/08	17:35	38.46 EUR	22.25	1,664	
Duesseldorf	2024/04/09	08:10	38.26 EUR	0.00	1	
Berlin	2024/04/09	08:06	38.26 EUR	0.00	1	
BX Swiss	2024/04/03	18:00	37.957 CHF	0.00	1	

Company profile

Company Logo



Contact Details

RELX PLC

--

1-3 Strand - WC2N 5JR London

Telefon: +44-20-7166-5500

Fax: +

E-mail: london@relx.com

PDF Downloads

Company report: RELX PLC



Company Profile

RELX Plc engages in provision of information and analytics solutions for professional and business customers across industries. It operates through the following business segments: Scientific, Technical & Medical; Risk & Business Analytics; Legal; and Exhibitions. The Scientific, Technical & Medical segment is a global information analytics business that helps institutions and professionals advance healthcare, open science, and improve performance for the benefit of humanity. The Risk & Business Analytics segment provides customers with solutions and decision tools that combine public and industry specific content with advanced technology and analytics to assist them in evaluating and predicting risk and enhancing operational efficiency. The Legal segment is a global provider of legal, regulatory and business information and analytics that helps customers increase productivity, improve decision-making and outcomes and advance the rule of law around the world. The Exhibitions segment is an event business, enhancing the effect of face-to-face through data and digital tools. The company was founded by Albert Edward Reed in 1903 and is headquartered in London, the United Kingdom.

Members of Management Board

Erik Engstrom	Chairman of Managing Board
Adam Westley	Member of Executive Committee
Colin Tennant	Member of Executive Committee
Henry Udow	Member of Executive Committee
Jelena Sevo	Member of Executive Committee
Mark Kelsey	Member of Executive Committee
Michael Walsh	Member of Executive Committee
Rosemary Thomson	Member of Executive Committee
Vijay Raghavan	Member of Executive Committee
Youngsuk Chi	Member of Executive Committee

Board of directors

Paul Walker	Chairman of Supervisory Board
Alistair Cox	Member of Supervisory Board
Andrew Sukawaty	Member of Supervisory Board
Charlotte Hogg	Member of Supervisory Board
June Yee Felix	Member of Supervisory Board
Marika Elisabeth van Lier Lels	Member of Supervisory Board
Nicholas Luff	Member of Supervisory Board
Robert MacLeod	Member of Supervisory Board
Suzanne Wood	Member of Supervisory Board