

EVOLUTION AB

ISIN: SE0012673267 WKN: -

Overview

2024/09/17 19:32:40

Price

96.35 USD

Difference  -3.62% (-3.62)

General attributes

ISIN SE0012673267

Symbol EVO

Exchange FINRA other OTC Issues

Currency USD

Sector Media / Entertainment /
RecreationSecurity
type StockMarket cap
(m) 18,797 EURBenchmark OMX STOCKHOLM 30
INDEX

Market data

Bid (Bid size) -

Ask (Ask size) -

Open 98.6875 USD

High 98.6875 USD

Low 96.35 USD

Close (prev. day) 99.9685 USD

VWAP 96.407012 USD

Volume (pcs) 8,025

Trading volume 793,552.75

Number of trades 5

Last size 200

Futures and Options

Related Futures 45

Related Options -

5Y













Information about previous performance does not guarantee future performance.

Source: FactSet

Recent research

on sector

Date		Headline	Download
2024/09/11		Global Equity Ratings	
2024/09/05		Global Equity Ratings	
2024/08/12		Global Equity Ratings	
2024/07/24		Global Equity Ratings	
2024/07/12		Global Equity Ratings	

Details

2024/09/17 19:32:40

Price

96.35 USD

Difference  -3.62% (-3.62)

General attributes

ISIN SE0012673267

Symbol EVO

Exchange FINRA other OTC Issues

Currency USD

Sector Media / Entertainment / Recreation

Security type Stock

Market cap (m) 18,797 EUR

Benchmark OMX STOCKHOLM 30 INDEX

Market data

Bid (Bid size) -

Ask (Ask size) -

Open 98.6875 USD

High 98.6875 USD

Low 96.35 USD

Close (prev. day) 99.9685 USD

VWAP 96.407012 USD

Volume (pcs) 8,025

Trading volume 793,552.75

Number of trades 5

Last size 200

Performance and Risk

	6m	1Y	3Y
Perf (%)	-29.21%	-8.80%	-
Perf (abs.)	-39.75	-9.30	-
Beta	-	-	-
Volatility	35.69	33.70	46.80

5Y



Information about previous performance does not guarantee future performance.

Source: FactSet

Price data

Ø price 5 days | Ø volume 5 days (pcs.) 98.35 USD (2,305)

Ø price 30 days | Ø volume 30 days (pcs.) 99.13 USD (2,537)

Ø price 100 days | Ø volume 100 days (pcs.) 103.46 USD (1,109)

Ø price 250 days | Ø volume 250 days (pcs.) 109.62 USD (1,490)

YTD High | date 136.10 USD (2024/03/15)

YTD Low | date 89.96 USD (2024/08/06)

52 Weeks High | date 136.10 USD (2024/03/15)

52 Weeks Low | date 87.44 USD (2023/10/27)

All listings for EVOLUTION AB

Exchange 	Date	Time	Price	Trading volume (mio.)	Number of trades
Tradegate	2024/09/18	15:50	88.20 EUR	0.01	20
Stuttgart	2024/09/18	15:31	88.18 EUR	0.00	10
Nasdaq Stockholm	2024/09/18	16:09	999.80 SEK	163.96	2,930
Munich	2024/09/18	08:12	88.62 EUR	0.00	1

London Stock Exchange European Trade Reporting	2024/ 09/18	09:00	1,005.90 SEK	0.00	3
Frankfurt	2024/ 09/18	13:28	88.46 EUR	0.01	10
FINRA other OTC Issues	2024/ 09/17	19:32	96.35 USD	0.79	5
Duesseldorf	2024/ 09/18	16:00	87.86 EUR	0.00	3
Berlin	2024/ 09/18	15:41	88.22 EUR	0.00	10

Company profile

Company Logo



Company Profile

-

Contact Details

EVOLUTION

--

Telefon: -

Fax: -

E-mail: -