

GLOBALTRANS INVESTMENT PLC ADR

ISIN: **US37949E2046** WKN: **A0NJ9S**

Overview

2022/03/03 08:00:01

Price
0.88 USDDifference  0.00% (0.00)

General attributes

ISIN	US37949E2046
Symbol	G23A
Exchange	London Stock Exchange
Currency	USD
Sector	Financial
Security type	Stock
Market cap (m)	0
Benchmark	MSCI WORLD INDEX (STRD, UHD)

Market data

Bid (Bid size)	0.86 USD (16,093)
Ask (Ask size)	0.88 USD (810)
Open	0.88 USD
High	0.88 USD
Low	0.88 USD
Close (prev. day)	0.88 USD
VWAP	0.868756 USD
Volume (pcs)	-
Trading volume	-
Number of trades	1
Last size	-

Futures and Options







Related Futures	-
Related Options	-

5Y



Information about previous performance does not guarantee future performance.
Source: FactSet

Recent research

on sector		on market	
Date	Headline	Download	
2024/09/18	 Akciové trhy - denní zpráva		
2024/09/17	 Akciové trhy - denní zpráva		
2024/09/16	 Akciové trhy - denní zpráva		
2024/09/13	 Akciové trhy - denní zpráva		
2024/09/12	 Akciové trhy - denní zpráva		

Details

2022/03/03 08:00:01

Price
0.88 USD

Difference  0.00% (0.00)

General attributes

ISIN	US37949E2046
Symbol	G23A
Exchange	London Stock Exchange
Currency	USD
Sector	Financial
Security type	Stock
Market cap (m)	0
Benchmark	MSCI WORLD INDEX (STRD, UHD)

Market data

Bid (Bid size)	0.86 USD (16,093)
Ask (Ask size)	0.88 USD (810)
Open	0.88 USD
High	0.88 USD
Low	0.88 USD
Close (prev. day)	0.88 USD
VWAP	0.868756 USD
Volume (pcs)	-
Trading volume	-
Number of trades	1
Last size	-

Performance and Risk

	6m	1Y	3Y
Perf (%)	-	-	-
Perf (abs.)	-	-	-
Beta	0.77	0.53	0.56
Volatility	-	-	-

5Y



Information about previous performance does not guarantee future performance.
Source: FactSet

Price data

Ø price 5 days Ø volume 5 days (pcs.)	- USD (-)
Ø price 30 days Ø volume 30 days (pcs.)	- USD (-)
Ø price 100 days Ø volume 100 days (pcs.)	- USD (-)
Ø price 250 days Ø volume 250 days (pcs.)	- USD (-)
YTD High date	- USD (-)
YTD Low date	- USD (-)
52 Weeks High date	- USD (-)
52 Weeks Low date	- USD (-)

All listings for GLOBALTRANS INVESTMENT PLC ADR

Exchange 	Date	Time	Price	Trading volume (mio.)	Number of trades
London Stock Exchange	2022/03/03	08:00	0.88 USD	0.00	1
Frankfurt	2022/03/03	18:01	2.00 EUR	0.02	15
FINRA other OTC Issues	2023/12/12	13:30	1.80 USD	0.00	2
Duesseldorf	2022/03/01	09:30	1.99 EUR	0.00	2
Berlin	2022/02/	20:34	3.74 EUR	0.00	12

Company profile

Company Logo



Company Profile

-

Contact Details

GLOBALTRANS INVESTMENT

--

Abu Dhabi Global Market Square, Al Sila
Tower, Unit 3, Floor 6 -- Al Maryah Island,
Abu Dhabi

Telefon: +971 50 886 7452

Fax: -

E-mail: -