

## GLOBALTRANS INVESTMENT PLC ADR

ISIN: **US37949E2046** WKN: -

## Overview

2021/11/29 17:35:25

Price  
7.10 USDDifference  -1.39% (-0.10)

## General attributes

ISIN	US37949E2046
Symbol	-
Exchange	London Stock Exchange
Currency	USD
Sector	-
Security type	Stock
Market cap (m)	0
Benchmark	RTS INDEX USD

## Market data

Bid (Bid size)	7.10 USD (539)
Ask (Ask size)	7.12 USD (179)
Open	7.40 USD
High	7.40 USD
Low	7.08 USD
Close (prev. day)	7.20 USD
VWAP	7.202404 USD
Volume (pcs)	759,629
Trading volume	5,471,155.27
Number of trades	4,214
Last size	-

## Futures and Options

Related Futures	-
Related Options	-





5Y



Information about previous performance does not guarantee future performance.  
Source: FactSet

## Recent research

on market

Date		Headline	Download
2021/09/29		Global Equity Ratings	
2021/09/22		Global Equity Ratings	

## Details

2021/11/29 17:35:25

Price  
7.10 USDDifference  -1.39% (-0.10)

## General attributes

ISIN	US37949E2046
Symbol	-
Exchange	London Stock Exchange
Currency	USD
Sector	-
Security type	Stock
Market cap (m)	0
Benchmark	RTS INDEX USD

## Market data

Bid (Bid size)	7.10 USD (539)
Ask (Ask size)	7.12 USD (179)
Open	7.40 USD
High	7.40 USD
Low	7.08 USD
Close (prev. day)	7.20 USD
VWAP	7.202404 USD
Volume (pcs)	759,629
Trading volume	5,471,155.27
Number of trades	4,214
Last size	-

## Performance and Risk

	6m	1Y	3Y
Perf (%)	+13.03%	+24.57%	-20.00%
Perf (abs.)	+0.83	+1.42	-1.80
Beta	0.41	0.27	0.14
Volatility	30.55	27.51	32.07

5Y



Information about previous performance does not guarantee future performance.  
Source: FactSet

## Price data

Ø price 5 days   Ø volume 5 days (pcs.)	7.54 USD (190,318)
Ø price 30 days   Ø volume 30 days (pcs.)	8.39 USD (150,044)
Ø price 100 days   Ø volume 100 days (pcs.)	7.94 USD (205,668)
Ø price 250 days   Ø volume 250 days (pcs.)	7.13 USD (274,356)
YTD High   date	8.99 USD (2021/10/26)
YTD Low   date	6.08 USD (2021/01/04)
52 Weeks High   date	8.99 USD (2021/10/26)
52 Weeks Low   date	5.70 USD (2020/12/01)

## Arbitrage views

Exchange 	Date	Time	Price	Trading volume (mio.)	Number of trades
Stuttgart	2021/11/29	17:46	6.45 EUR	0.00	3
Munich	2021/11/29	08:04	6.55 EUR	0.00	1
London Stock Exchange	2021/11/29	17:35	7.10 USD	5.47	4,214
Frankfurt	2021/11/29	08:20	6.25 EUR	0.00	1
FINRA other OTC	2021/11/29	17:41	8.63 USD	0.01	1

Issues	03					
Duesseldorf	2021/11/ 29	18:30	6.20 EUR	0.00		22
Berlin	2021/11/ 29	18:25	6.35 EUR	0.00		9

## Company profile

### Company Logo

<https://>

### Company Profile

-

### Contact Details

GLOBALTRANS INVESTMENT PLC

--

Omirou 20, Agios Nikolaos - 3095 Limassol

Telefon: +357-25-503153

Fax: +357-25-503155

E-mail: -