

ALARM.COM HOLDINGS INC COM USD0.01

ISIN: **US0116421050** WKN: **011642105**

Overview

2024/08/21 19:30:21

Price
52.50 EURDifference  0.96% (0.50)

General attributes

ISIN	US0116421050
Symbol	ALRM
Exchange	Duesseldorf
Currency	EUR
Sector	-
Security type	Stock
Market cap (m)	2,638 EUR
Benchmark	S&P 500

Market data

Bid (Bid size)	-
Ask (Ask size)	-
Open	52.00 EUR
High	53.00 EUR
Low	52.00 EUR
Close (prev. day)	52.00 EUR
VWAP	-
Volume (pcs)	0
Trading volume	0.00
Number of trades	6
Last size	0

Futures and Options

Related Futures	-
Related Options	-











5Y



Information about previous performance does not guarantee future performance.
Source: FactSet

Recent research

on market

Date		Headline	Download
2024/08/12		Global Equity Ratings	
2024/07/24		Global Equity Ratings	
2024/07/12		Global Equity Ratings	
2024/07/03		Global Strategy 3Q 2024	
2024/06/21		Global Equity Ratings	

Details

2024/08/21 19:30:21

Price

52.50 EUR

Difference ▲ 0.96% (0.50)

General attributes

ISIN	US0116421050
Symbol	ALRM
Exchange	Duesseldorf
Currency	EUR
Sector	-
Security type	Stock
Market cap (m)	2,638 EUR
Benchmark	S&P 500

Market data

Bid (Bid size)	-
Ask (Ask size)	-
Open	52.00 EUR
High	53.00 EUR
Low	52.00 EUR
Close (prev. day)	52.00 EUR
VWAP	-
Volume (pcs)	0
Trading volume	0.00
Number of trades	6
Last size	0

Performance and Risk

	6m	1Y	3Y
Perf (%)	-16.67%	+1.94%	-22.25%
Perf (abs.)	-10.50	+1.00	-15.02
Beta	0.84	1.10	1.13
Volatility	25.68	25.84	33.36

5Y



Information about previous performance does not guarantee future performance.
Source: FactSet

Price data

Ø price 5 days Ø volume 5 days (pcs.)	53.10 EUR (0)
Ø price 30 days Ø volume 30 days (pcs.)	59.17 EUR (0)
Ø price 100 days Ø volume 100 days (pcs.)	59.94 EUR (0)
Ø price 250 days Ø volume 250 days (pcs.)	58.14 EUR (0)
YTD High date	70.50 EUR (2024/02/29)
YTD Low date	52.00 EUR (2024/08/20)
52 Weeks High date	70.50 EUR (2024/02/29)
52 Weeks Low date	47.20 EUR (2023/11/02)

Arbitrage views

Exchange ⊕	Date	Time	Price	Trading volume (mio.)	Number of trades
Tradegate	2024/08/21	22:01	53.50 EUR	0.00	1
Stuttgart	2024/08/21	21:35	53.00 EUR	0.00	4
Nasdaq	2024/08/21	22:00	59.60 USD	20.46	8,785
Munich	2024/08/21	08:04	53.00 EUR	0.00	2
London Stock	2023/05/	15:30	50.47 USD	0.00	1

Exchange	30						
Frankfurt	2024/08/ 21	08:14	52.50	EUR	0.00		2
Duesseldorf	2024/08/ 21	19:30	52.50	EUR	0.00		6
Berlin	2024/08/ 21	20:30	53.00	EUR	0.00		19

Company profile

Company Logo



Company Profile

-

Contact Details

ALARM.COM HOLDINGS INC

--

Telefon: -

Fax: -

E-mail: -