

ODFJELL SE

ISIN: NO0003399917

WKN: -

Overview

2024/08/07 08:02:03

Price

11.80 EUR

Difference  3.06% (0.35)

General attributes

ISIN NO0003399917

Symbol ODFB

Exchange Frankfurt

Currency EUR

Sector Transport

Security type Stock

Market cap (m) 1,108 EUR

Benchmark NORWAY OSLO BORS ALL SHARE(TRG)

Market data

Bid (Bid size) -

Ask (Ask size) -

Open 11.80 EUR

High 11.80 EUR

Low 11.80 EUR

Close (prev. day) 11.45 EUR

VWAP 13.55 EUR

Volume (pcs) 0

Trading volume 0.00

Number of trades 1

Last size 0

Futures and Options

Related Futures -

Related Options -

5Y













Information about previous performance does not guarantee future performance.

Source: FactSet

Recent research

on sector

Date	Headline	Download
2024/07/24	 Global Equity Ratings	
2024/07/12	 Global Equity Ratings	
2024/06/21	 Global Equity Ratings	
2024/06/14	 Global Equity Ratings	
2024/05/29	 Global Equity Ratings	

Details

2024/08/07 08:02:03

Price

11.80 EUR

Difference ▲ 3.06% (0.35)

General attributes

ISIN	NO0003399917
Symbol	ODFB
Exchange	Frankfurt
Currency	EUR
Sector	Transport
Security type	Stock
Market cap (m)	1,108 EUR
Benchmark	NORWAY OSLO BORS ALL SHARE(TRG)

Market data

Bid (Bid size)	-
Ask (Ask size)	-
Open	11.80 EUR
High	11.80 EUR
Low	11.80 EUR
Close (prev. day)	11.45 EUR
VWAP	13.55 EUR
Volume (pcs)	0
Trading volume	0.00
Number of trades	1
Last size	0

Performance and Risk

	6m	1Y	3Y
Perf (%)	-4.58%	+42.06%	+292.12%
Perf (abs.)	-0.55	+3.39	+8.53
Beta	1.13	0.88	0.50
Volatility	37.03	34.68	39.08

5Y



Information about previous performance does not guarantee future performance.
Source: FactSet

Price data

Ø price 5 days Ø volume 5 days (pcs.)	12.36 EUR (0)
Ø price 30 days Ø volume 30 days (pcs.)	13.11 EUR (18)
Ø price 100 days Ø volume 100 days (pcs.)	12.80 EUR (17)
Ø price 250 days Ø volume 250 days (pcs.)	10.83 EUR (7)
YTD High date	15.30 EUR (2024/05/28)
YTD Low date	9.96 EUR (2024/03/08)
52 Weeks High date	15.30 EUR (2024/05/28)
52 Weeks Low date	7.36 EUR (2023/08/25)

All listings for ODFJELL SE

Exchange 📍	Date	Time	Price	Trading volume (mio.)	Number of trades
Stuttgart	2024/08/07	15:09	11.95 EUR	0.00	10
London Stock Exchange	2024/04/26	17:36	150.3838 NOK	2.29	1
Frankfurt	2024/08/07	08:02	11.80 EUR	0.00	1
First North Stockholm	2024/08/05	18:00	138.50 NOK	0.01	1
Duesseldorf	2024/08/07	08:12	11.75 EUR	0.00	1

	07					
Berlin	2024/08/07	08:18	11.80 EUR	0.00		1

Company profile

Company Logo



Company Profile

-

Contact Details

ODFJELL

--

Conrad Mohrsv. 29 5892 Bergen

Telefon: +47 5527 0000

Fax: -

E-mail: mail@odfjell.com