

## SAS AB

ISIN: SE0003366871

WKN: 7129577

## Overview

2024/07/11 08:16:04

5Y

## Price

0.0027 EUR

Difference  0.00% (0.00)

## General attributes

ISIN SE0003366871

Symbol SAS

Exchange Munich

Currency EUR

Sector Media / Entertainment /  
RecreationSecurity  
type Stock

Market cap (m) 20 EUR

Benchmark OMX STOCKHOLM 30  
INDEX

## Market data

Bid (Bid size) -

Ask (Ask size) -

Open 0.0027 EUR

High 0.0027 EUR

Low 0.0027 EUR

Close (prev. day) 0.0027 EUR

VWAP 0.0025 EUR

Volume (pcs) 0

Trading volume 0.00

Number of trades 1

Last size 0

## Futures and Options

Related Futures 0

Related Options -













Information about previous performance does not guarantee future performance.

Source: FactSet

## Recent research

on sector

Date		Headline	Download
2024/06/21		Global Equity Ratings	
2024/06/14		Global Equity Ratings	
2024/05/29		Global Equity Ratings	
2024/04/26		Global Equity Ratings	
2024/04/03		Global Equity Ratings	

## Details

2024/07/11 08:16:04

## Price

0.0027 EUR

Difference ↔ 0.00% (0.00)

## General attributes

ISIN SE0003366871

Symbol SAS

Exchange Munich

Currency EUR

Sector Media / Entertainment / Recreation

Security type Stock

Market cap (m) 20 EUR

Benchmark OMX STOCKHOLM 30 INDEX

## Market data

Bid (Bid size) -

Ask (Ask size) -

Open 0.0027 EUR

High 0.0027 EUR

Low 0.0027 EUR

Close (prev. day) 0.0027 EUR

VWAP 0.0025 EUR

Volume (pcs) 0

Trading volume 0.00

Number of trades 1

Last size 0

## Performance and Risk

	6m	1Y	3Y
Perf (%)	+8.00%	-91.54%	-98.68%
Perf (abs.)	+0.00	-0.03	-0.20
Beta	0.30	1.12	0.88
Volatility	239.24	241.40	149.94

5Y



Information about previous performance does not guarantee future performance.  
Source: FactSet

## Price data

Ø price 5 days   Ø volume 5 days (pcs.)	0.0027 EUR (0)
Ø price 30 days   Ø volume 30 days (pcs.)	0.0028 EUR (26,733)
Ø price 100 days   Ø volume 100 days (pcs.)	0.0028 EUR (17,060)
Ø price 250 days   Ø volume 250 days (pcs.)	0.0088 EUR (11,924)
YTD High   date	0.0091 EUR (2024/02/29)
YTD Low   date	0.0016 EUR (2024/02/02)
52 Weeks High   date	0.0333 EUR (2023/07/27)
52 Weeks Low   date	0.0015 EUR (2023/10/04)

## All listings for SAS AB

Exchange <span>↕</span>	Date	Time	Price	Trading volume (mio.)	Number of trades
Tradegate	2024/07/11	22:26	0.0027 EUR	0.01	8
Stuttgart	2024/07/11	13:53	0.0024 EUR	0.00	9
Nasdaq Stockholm	2024/07/11	18:00	0.032 SEK	0.66	490
Nasdaq Copenhagen	2024/07/11	17:20	0.0204 DKK	0.05	88
Munich	2024/07/11	08:16	0.0027 EUR	0.00	1

	07/11					
London Stock Exchange European Trade Reporting	2024/ 07/11	17:25	0.0324 SEK	0.00		2
Frankfurt	2024/ 07/11	08:14	0.0027 EUR	0.00		2
First North Stockholm	2024/ 07/08	18:00	0.0316 NOK	0.02		1
FINRA other OTC Issues	2024/ 04/24	18:54	0.0001 USD	0.00		1
Duesseldorf	2024/ 02/15	08:10	0.0012 EUR	0.00		1
Berlin	2024/ 07/11	08:16	0.0026 EUR	0.00		3

## Company profile

### Company Logo



### Company Profile

-

### Contact Details

SAS AB

--

Frösundaviks Alle 1 195 87 Stockholm

Telefon: +46 8 797 0000

Fax: +46 8 797 5110

E-mail: [investor.relations@sas.se](mailto:investor.relations@sas.se)