

## ALTAIR ENGINEERING INC COM USD0.0001 CL A

ISIN: **US0213691035** WKN: **021369103**

## Overview

2024/07/17 18:43:06

Price

86.00 EUR

Difference  -3.91% (-3.50)

## General attributes

ISIN	US0213691035
Symbol	ALTR
Exchange	Berlin
Currency	EUR
Sector	-
Security type	Stock
Market cap (m)	5,102 EUR
Benchmark	S&P 500

## Market data

Bid (Bid size)	85.00 EUR (490)
Ask (Ask size)	87.50 EUR (470)
Open	89.50 EUR
High	89.50 EUR
Low	86.00 EUR
Close (prev. day)	89.50 EUR
VWAP	-
Volume (pcs)	0
Trading volume	0.00
Number of trades	15
Last size	0

## Futures and Options





Related Futures	-
Related Options	-

5Y



Information about previous performance does not guarantee future performance.  
Source: FactSet

## Recent research

on market		
Date	Headline	Download
2024/07/12	 Global Equity Ratings	
2024/07/08	 Akciové trhy - denní zpráva	
2024/07/03	 Global Strategy 3Q 2024	
2024/06/21	 Global Equity Ratings	
2024/05/29	 Global Equity Ratings	

## Details

2024/07/17 18:43:06

## Price

86.00 EUR

Difference ▼ -3.91% (-3.50)

## General attributes

ISIN	US0213691035
Symbol	ALTR
Exchange	Berlin
Currency	EUR
Sector	-
Security type	Stock
Market cap (m)	5,102 EUR
Benchmark	S&P 500

## Market data

Bid (Bid size)	85.00 EUR (490)
Ask (Ask size)	87.50 EUR (470)
Open	89.50 EUR
High	89.50 EUR
Low	86.00 EUR
Close (prev. day)	89.50 EUR
VWAP	-
Volume (pcs)	0
Trading volume	0.00
Number of trades	15
Last size	0

## Performance and Risk

	6m	1Y	3Y
Perf (%)	+16.23%	+34.59%	+58.41%
Perf (abs.)	+12.50	+23.00	+33.00
Beta	1.62	1.40	1.20
Volatility	31.92	34.65	36.56

5Y



Information about previous performance does not guarantee future performance.  
Source: FactSet

## Price data

Ø price 5 days   Ø volume 5 days (pcs.)	90.80 EUR (0)
Ø price 30 days   Ø volume 30 days (pcs.)	89.40 EUR (33)
Ø price 100 days   Ø volume 100 days (pcs.)	81.67 EUR (10)
Ø price 250 days   Ø volume 250 days (pcs.)	72.64 EUR (5)
YTD High   date	94.50 EUR (2024/06/18)
YTD Low   date	69.50 EUR (2024/01/03)
52 Weeks High   date	94.50 EUR (2024/06/18)
52 Weeks Low   date	54.50 EUR (2023/11/02)

## Arbitrage views

Exchange	Date	Time	Price	Trading volume (mio.)	Number of trades
Tradegate	2024/07/17	10:00	89.00 EUR	0.00	1
Stuttgart	2024/07/17	08:05	89.50 EUR	0.00	1
Nasdaq	2024/07/17	19:07	94.32 USD	20.36	6,126
Munich	2024/07/17	08:01	89.50 EUR	0.00	1
Frankfurt	2024/07/17	18:00	85.50 EUR	0.00	5
Duesseldorf	2024/07/17	16:00	87.50 EUR	0.00	3
Berlin	2024/07/17	18:43	86.00 EUR	0.00	15

## Company profile

### Company Logo



### Company Profile

-

### Contact Details

ALTAIR ENGINEERING INC.

--

----

Telefon: -

Fax: -

E-mail: -