

MAGNIT GDR

ISIN: US55953Q2021

WKN: A0MVY2

Overview

2022/03/04 08:30:01

Price
0.0124 USDDifference  0.00% (0.00)

General attributes

ISIN	US55953Q2021
Symbol	5M71
Exchange	London Stock Exchange
Currency	USD
Sector	Commerce
Security type	Stock
Market cap (m)	0
Benchmark	MSCI WORLD INDEX (STRD, UHD)

Market data

Bid (Bid size)	- (0)
Ask (Ask size)	- (0)
Open	0.0124 USD
High	0.0124 USD
Low	0.0124 USD
Close (prev. day)	0.0124 USD
VWAP	0.134462 USD
Volume (pcs)	-
Trading volume	-
Number of trades	1
Last size	-

Futures and Options

Related Futures	-
Related Options	-

PDF Downloads



Company report: MAGNIT GDR 

5Y



Information about previous performance does not guarantee future performance.
Source: FactSet

Recent research

on sector		on market	
Date		Headline	Download
2024/04/26		Global Equity Ratings	
2024/04/03		Global Equity Ratings	
2024/03/13		Global Equity Ratings	
2024/02/22		Global Equity Ratings	
2024/02/14		Global Equity Ratings	

Details

2022/03/04 08:30:01

Price
0.0124 USD

Difference  0.00% (0.00)

General attributes

ISIN	US55953Q2021
Symbol	5M71
Exchange	London Stock Exchange
Currency	USD
Sector	Commerce
Security type	Stock
Market cap (m)	0
Benchmark	MSCI WORLD INDEX (STRD, UHD)

Market data

Bid (Bid size)	- (0)
Ask (Ask size)	- (0)
Open	0.0124 USD
High	0.0124 USD
Low	0.0124 USD
Close (prev. day)	0.0124 USD
VWAP	0.134462 USD
Volume (pcs)	-
Trading volume	-
Number of trades	1
Last size	-

Performance and Risk

	6m	1Y	3Y
Perf (%)	-99.92%	-99.91%	-99.91%
Perf (abs.)	-15.20	-14.13	-14.54
Beta	1.50	1.15	0.77
Volatility	649.33	461.66	269.37

5Y




Information about previous performance does not guarantee future performance.
Source: FactSet

Price data

Ø price 5 days Ø volume 5 days (pcs.)	0.5015 USD (1,719,105)
Ø price 30 days Ø volume 30 days (pcs.)	11.0429 USD (952,304)
Ø price 100 days Ø volume 100 days (pcs.)	14.6740 USD (558,116)
Ø price 250 days Ø volume 250 days (pcs.)	14.8429 USD (399,283)
YTD High date	15.6900 USD (2022/02/16)
YTD Low date	0.0120 USD (2022/03/02)
52 Weeks High date	19.6400 USD (2021/11/09)
52 Weeks Low date	0.0120 USD (2022/03/02)

Arbitrage views

Exchange 	Date	Time	Price	Trading volume (mio.)	Number of trades
London Stock Exchange	2022/03/04	08:30	0.0124 USD	0.00	1

Company profile

Company Logo

Contact Details

MAGNIT PJSC

--

15/5, Solnechnaya Street - 350072
Krasnodar

Telefon: +7-861-277-45-54

Fax: +7-861-277-45-54

E-mail: info@magnit.ru

PDF Downloads

Company report: MAGNIT GDR



Company Profile

Magnit PJSC is a holding company, which engages in the retail and distribution of consumer goods. Its retail operations are operated through convenience stores, cosmetic stores, hypermarkets and other. The company was founded by Sergey Nikolaevich Galitskiy in 1994 and is headquartered in Krasnodar, Russia.

Members of Management Board

Jan Dunning	Chairman of Managing Board
Alexey V. Kornya	Member of Executive Committee
Andrey Bodrov	Member of Executive Committee
Anna Bobrova	Member of Executive Committee
Anna Meleshina	Member of Executive Committee
Elena Yuryevna Zhavoronkova	Member of Executive Committee
Florian Jansen	Member of Executive Committee
Maria Dei	Member of Executive Committee
Maxim Shchegolev	Member of Executive Committee
Ruslan Ismailov	Member of Executive Committee
Yuri Misnik	Member of Executive Committee

Board of directors

Charles Emmitt Ryan	Chairman of Supervisory Board
Alexey Makhnev	Member of Supervisory Board
Alexander Vinokurov	Member of Supervisory Board
Alexey Kornya	Member of Supervisory Board
James Simmons	Member of Supervisory Board
Naira Adamyan	Member of Supervisory Board
Pierre-Laurent Wetli	Member of Supervisory Board
Sergei Zakharov	Member of Supervisory Board
Vsevolod Rozanov	Member of Supervisory Board
Walter Koch	Member of Supervisory Board