

EASTWOOD BIO-MEDICAL CANADA INC.

ISIN: CA27783W1059 WKN: -

Overview

2023/11/07 17:56:09

Price
0.6937 USDDifference  -42.19% (-0.51)

General attributes

ISIN	CA27783W1059
Symbol	EBM
Exchange	FINRA other OTC Issues
Currency	USD
Sector	Chemical / Pharmaceutical / Health
Security type	Stock
Market cap (m)	30 EUR
Benchmark	S&P/TSX 60 INDEX

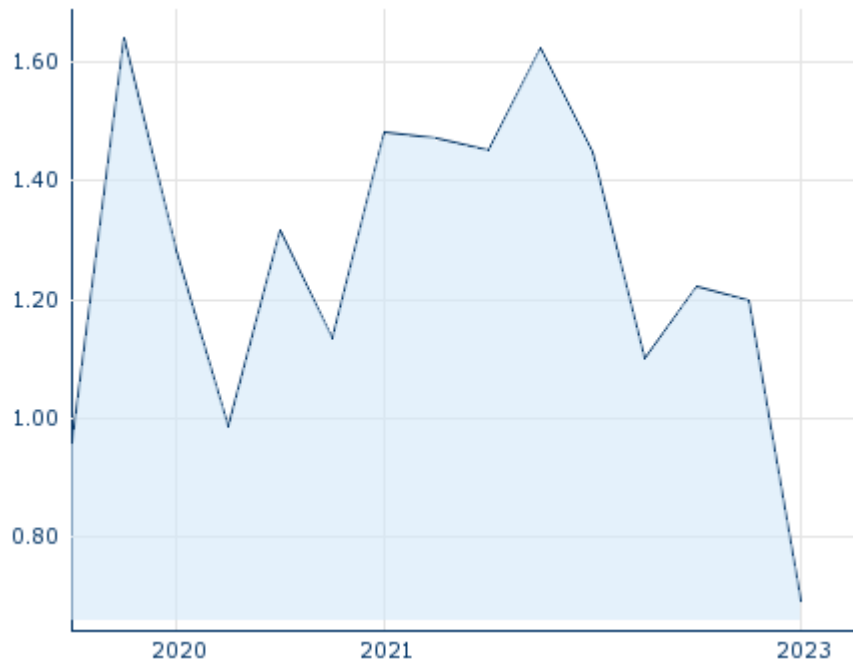
Market data

Bid (Bid size)	-
Ask (Ask size)	-
Open	0.5793 USD
High	0.6937 USD
Low	0.5793 USD
Close (prev. day)	1.20 USD
VWAP	0.609024 USD
Volume (pcs)	31,000
Trading volume	18,879.75
Number of trades	11
Last size	1,000

Futures and Options







Related Futures	-
Related Options	-

5Y



Information about previous performance does not guarantee future performance.
Source: FactSet

Recent research

on sector			
Date		Headline	Download
2024/09/27		Global Equity Ratings	
2024/09/11		Global Equity Ratings	
2024/09/05		Global Equity Ratings	
2024/08/12		Global Equity Ratings	
2024/07/24		Global Equity Ratings	

Details

2023/11/07 17:56:09

Price

0.6937 USD

Difference  -42.19% (-0.51)

General attributes

ISIN	CA27783W1059
Symbol	EBM
Exchange	FINRA other OTC Issues
Currency	USD
Sector	Chemical / Pharmaceutical / Health
Security type	Stock
Market cap (m)	30 EUR
Benchmark	S&P/TSX 60 INDEX

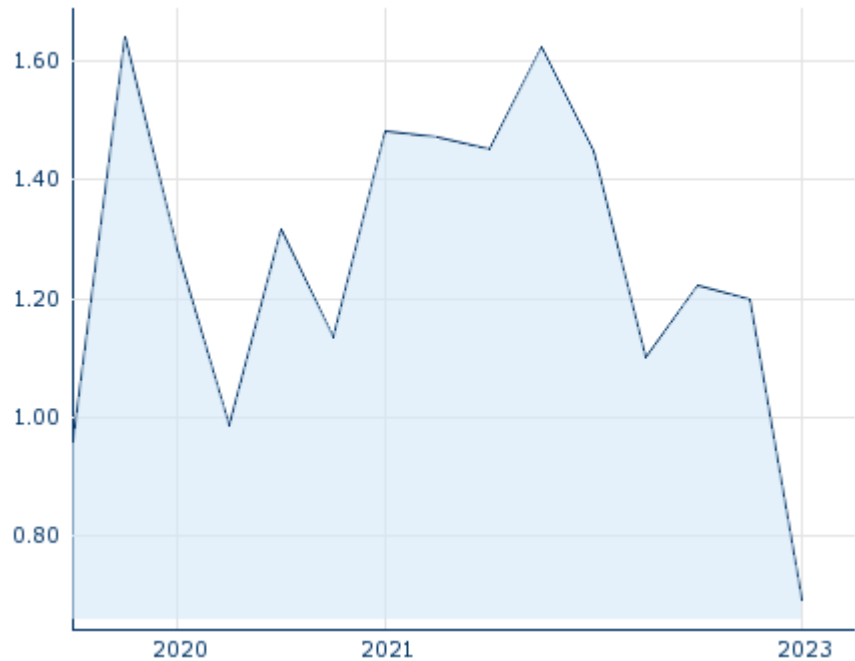
Market data

Bid (Bid size)	-
Ask (Ask size)	-
Open	0.5793 USD
High	0.6937 USD
Low	0.5793 USD
Close (prev. day)	1.20 USD
VWAP	0.609024 USD
Volume (pcs)	31,000
Trading volume	18,879.75
Number of trades	11
Last size	1,000

Performance and Risk

	6m	1Y	3Y
Perf (%)	-	-	-
Perf (abs.)	-	-	-
Beta	-22.91	-10.53	-1.93
Volatility	-	-	49.14

5Y



Information about previous performance does not guarantee future performance.
Source: FactSet

Price data

Ø price 5 days Ø volume 5 days (pcs.)	- USD (-)
Ø price 30 days Ø volume 30 days (pcs.)	- USD (-)
Ø price 100 days Ø volume 100 days (pcs.)	- USD (-)
Ø price 250 days Ø volume 250 days (pcs.)	0.6937 USD (126)
YTD High date	0.6937 USD (2023/11/07)
YTD Low date	0.5793 USD (2023/11/07)
52 Weeks High date	0.6937 USD (2023/11/07)
52 Weeks Low date	0.5793 USD (2023/11/07)

All listings for EASTWOOD BIO-MEDICAL CANADA INC.

Exchange 	Date	Time	Price	Trading volume (mio.)	Number of trades
TSX Venture Exchange	2024/10/18	21:02	0.65 CAD	0.00	7
FINRA other OTC Issues	2023/11/07	17:56	0.6937 USD	0.02	11

Company profile

Company Logo

Contact Details

EASTWOOD BIO-MEDICAL CANADA INC.

--

Telefon: -

Fax: -

E-mail: -

Company Profile

-