

## 1911 GOLD CORP.

ISIN: CA65442J1075 WKN: -

## Overview

2024/10/18 18:22:31

Price

0.131 EUR

Difference  0.77% (0.00)

## General attributes

ISIN	CA65442J1075
Symbol	AUMB
Exchange	Frankfurt
Currency	EUR
Sector	Energy / Commodities
Security type	Stock
Market cap (m)	18 EUR
Benchmark	S&P/TSX 60 INDEX

## Market data

Bid (Bid size)	-
Ask (Ask size)	-
Open	0.126 EUR
High	0.138 EUR
Low	0.126 EUR
Close (prev. day)	0.13 EUR
VWAP	0.13086 EUR
Volume (pcs)	437
Trading volume	57.19
Number of trades	2
Last size	375

## Futures and Options

Related Futures	-
Related Options	-











5Y



Information about previous performance does not guarantee future performance.

Source: FactSet

## Recent research

on sector	Date	Headline	Download
	2024/10/18	 Akciové trhy - denní zpráva	
	2024/10/17	 Akciové trhy - denní zpráva	
	2024/10/16	 Akciové trhy - denní zpráva	
	2024/10/15	 Akciové trhy - denní zpráva	
	2024/10/14	 Akciové trhy - denní zpráva	

## Details

2024/10/18 18:22:31

## Price

0.131 EUR

Difference ▲ 0.77% (0.00)

## General attributes

ISIN	CA65442J1075
Symbol	AUMB
Exchange	Frankfurt
Currency	EUR
Sector	Energy / Commodities
Security type	Stock
Market cap (m)	18 EUR
Benchmark	S&P/TSX 60 INDEX

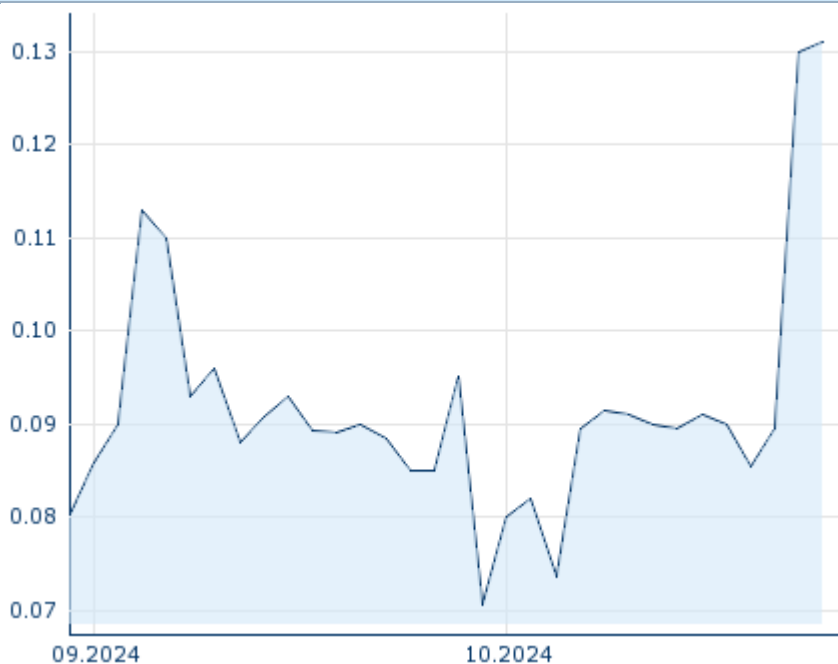
## Market data

Bid (Bid size)	-
Ask (Ask size)	-
Open	0.126 EUR
High	0.138 EUR
Low	0.126 EUR
Close (prev. day)	0.13 EUR
VWAP	0.13086 EUR
Volume (pcs)	437
Trading volume	57.19
Number of trades	2
Last size	375

## Performance and Risk

	6m	1Y	3Y
Perf (%)	-	-	-
Perf (abs.)	-	-	-
Beta	4.87	2.18	1.00
Volatility	-	-	-

5Y



Information about previous performance does not guarantee future performance.  
Source: FactSet

## Price data

Ø price 5 days   Ø volume 5 days (pcs.)	0.105 EUR (4,327)
Ø price 30 days   Ø volume 30 days (pcs.)	0.091 EUR (1,492)
Ø price 100 days   Ø volume 100 days (pcs.)	- EUR (-)
Ø price 250 days   Ø volume 250 days (pcs.)	- EUR (-)
YTD High   date	- EUR (-)
YTD Low   date	- EUR (-)
52 Weeks High   date	- EUR (-)
52 Weeks Low   date	- EUR (-)

## All listings for 1911 GOLD CORP.

Exchange <span>⊕</span>	Date	Time	Price	Trading volume (mio.)	Number of trades
TSX Venture Exchange	2024/10/18	21:56	0.205 CAD	0.11	89
Frankfurt	2024/10/18	18:22	0.131 EUR	0.00	2
FINRA other OTC Issues	2024/10/18	21:58	0.159 USD	0.04	48

## Company profile

### Company Logo



### Company Profile

-

### Contact Details

1911 GOLD

--

----

Telefon: -

Fax: -

E-mail: -