

MS & AD INSURANCE GRP HLDGS INC.

ISIN: JP3890310000 WKN: 8725

Overview

2024/07/11 08:00:00

Price
3,862.00 JPYDifference  -1.73% (-68.00)

General attributes

ISIN	JP3890310000
Symbol	8725
Exchange	Tokyo Stock Exchange
Currency	JPY
Sector	Financial
Security type	Stock
Market cap (m)	35,471 EUR
Benchmark	NIKKEI 225

Market data

Bid (Bid size)	3,861.00 JPY (3,500)
Ask (Ask size)	3,867.00 JPY (500)
Open	3,970.00 JPY
High	4,018.00 JPY
Low	3,859.00 JPY
Close (prev. day)	3,930.00 JPY
VWAP	3,907.7845 JPY
Volume (pcs)	7,755,400
Trading volume	303,064,318.00
Number of trades	12,892
Last size	1,198,400

Futures and Options










Related Futures	-
Related Options	-

5Y



Information about previous performance does not guarantee future performance.
Source: FactSet

Recent research

on sector		on market	
Date	Headline	Download	
2024/07/11	 Akciové trhy - denní zpráva		
2024/07/10	 Akciové trhy - denní zpráva		
2024/07/09	 Akciové trhy - denní zpráva		
2024/07/08	 Akciové trhy - denní zpráva		
2024/07/04	 Akciové trhy - denní zpráva		

Details

2024/07/11 08:00:00

Price

3,862.00 JPY

Difference ▼ -1.73% (-68.00)

General attributes

ISIN	JP3890310000
Symbol	8725
Exchange	Tokyo Stock Exchange
Currency	JPY
Sector	Financial
Security type	Stock
Market cap (m)	35,471 EUR
Benchmark	NIKKEI 225

Market data

Bid (Bid size)	3,861.00 JPY (3,500)
Ask (Ask size)	3,867.00 JPY (500)
Open	3,970.00 JPY
High	4,018.00 JPY
Low	3,859.00 JPY
Close (prev. day)	3,930.00 JPY
VWAP	3,907.7845 JPY
Volume (pcs)	7,755,400
Trading volume	303,064,318.00
Number of trades	12,892
Last size	1,198,400

Performance and Risk

	6m	1Y	3Y
Perf (%)	+99.66%	+125.58%	+256.60%
Perf (abs.)	+1,927.67	+2,150.00	+2,779.00
Beta	1.09	0.92	0.68
Volatility	41.24	33.67	27.61



Information about previous performance does not guarantee future performance.
Source: FactSet

Price data

Ø price 5 days Ø volume 5 days (pcs.)	3,827.40 JPY (6,414,780)
Ø price 30 days Ø volume 30 days (pcs.)	3,400.50 JPY (6,248,343)
Ø price 100 days Ø volume 100 days (pcs.)	2,931.38 JPY (6,085,722)
Ø price 250 days Ø volume 250 days (pcs.)	2,278.48 JPY (5,199,617)
YTD High date	4,018.00 JPY (2024/07/11)
YTD Low date	1,804.33 JPY (2024/01/04)
52 Weeks High date	4,018.00 JPY (2024/07/11)
52 Weeks Low date	1,646.67 JPY (2023/08/04)

Arbitrage views

Exchange	Date	Time	Price	Trading volume (mio.)	Number of trades
Tradegate	2024/07/11	17:57	22.00 EUR	0.05	11
Tokyo Stock Exchange	2024/07/11	08:00	3,862.00 JPY	303.06	12,892
Munich	2024/07/11	08:16	22.20 EUR	0.00	1
Hanover	2024/07/11	08:00	21.80 EUR	0.00	1
Frankfurt	2024/07/11	17:15	21.80 EUR	0.00	4

	11					
FINRA other OTC Issues	2024/07/11	16:53	23.42 USD	0.01		3
Duesseldorf	2024/07/11	16:00	21.60 EUR	0.00		3
Berlin	2024/07/11	08:16	22.00 EUR	0.00		1

Company profile

Company Logo



Company Profile

-

Contact Details

MITSUI SUMITOMO INSURANCE CO. LTD.

--

27-2, Shinkawa 2-Chome, Chuo-ku -
104-8252 Tokyo

Telefon: +81 3 3297 6742

Fax: +81-3-3297-6888

E-mail: -