

PHILIP MORRIS INTERNATIONAL INC

ISIN: **US7181721090** WKN: **718172109**

Overview

2024/05/03 22:00:07	
Price	97.41 USD
Difference	▲ 0.10% (0.10)

General attributes	
ISIN	US7181721090
Symbol	PM
Exchange	NYSE
Currency	USD
Sector	Consumer Products
Security type	Stock
Market cap (m)	141,129 EUR
Benchmark	S&P 500

Market data	
Bid (Bid size)	97.00 USD (100)
Ask (Ask size)	99.64 USD (100)
Open	97.47 USD
High	98.03 USD
Low	96.33 USD
Close (prev. day)	97.31 USD
VWAP	97.467597 USD
Volume (pcs)	5,611,928
Trading volume	546,918,669.88
Number of trades	62,786
Last size	106




Futures and Options	
Related Futures	15
Related Options	-

PDF Downloads	
Company report: PHILIP MORRIS INTERNATIONAL INC	



Information about previous performance does not guarantee future performance.
Source: FactSet

Recent research

on sector		on market	
Date	Headline	Download	
2024/05/03	 Akciové trhy - denní zpráva		
2024/05/02	 Akciové trhy - denní zpráva		
2024/04/30	 Akciové trhy - denní zpráva		
2024/04/29	 Akciové trhy - denní zpráva		
2024/04/26	 Global Equity Ratings		

Details

2024/05/03 22:00:07

Price

97.41 USD

Difference ↗ 0.10% (0.10)

General attributes

ISIN	US7181721090
Symbol	PM
Exchange	NYSE
Currency	USD
Sector	Consumer Products
Security type	Stock
Market cap (m)	141,129 EUR
Benchmark	S&P 500

Market data

Bid (Bid size)	97.00 USD (100)
Ask (Ask size)	99.64 USD (100)
Open	97.47 USD
High	98.03 USD
Low	96.33 USD
Close (prev. day)	97.31 USD
VWAP	97.467597 USD
Volume (pcs)	5,611,928
Trading volume	546,918,669.88
Number of trades	62,786
Last size	106

Performance and Risk

	6m	1Y	3Y
Perf (%)	+6.44%	+1.62%	+1.63%
Perf (abs.)	+5.89	+1.55	+1.56
Beta	0.42	0.53	0.45
Volatility	16.94	16.51	20.48

5Y



Information about previous performance does not guarantee future performance.
Source: FactSet

Price data

Ø price 5 days Ø volume 5 days (pcs.)	96.26 USD (5,556,488)
Ø price 30 days Ø volume 30 days (pcs.)	92.54 USD (6,687,787)
Ø price 100 days Ø volume 100 days (pcs.)	92.58 USD (5,733,916)
Ø price 250 days Ø volume 250 days (pcs.)	93.50 USD (4,783,414)
YTD High date	99.90 USD (2024/04/25)
YTD Low date	87.82 USD (2024/04/15)
52 Weeks High date	100.70 USD (2023/07/20)
52 Weeks Low date	87.23 USD (2023/10/27)

All listings for PHILIP MORRIS INTERNATIONAL INC

Exchange	Date	Time	Price	Trading volume (mio.)	Number of trades
Xetra	2024/05/03	17:35	90.13 EUR	0.02	16
Vienna Stock Exchange	2024/05/03	17:32	90.21 EUR	0.00	2
Tradegate	2024/05/03	22:26	90.49 EUR	0.07	22
Stuttgart	2024/05/03	11:06	90.00 EUR	0.01	4
SIX Swiss Exchange	2024/	17:30	88.00 CHF	0.00	1

	05/02					
NYSE	2024/ 05/03	22:00	97.41 USD	546.92		62,786
Munich	2024/ 05/03	08:05	90.68 EUR	0.00		2
London Stock Exchange	2024/ 05/03	17:35	96.50 USD	0.00		2
Frankfurt	2024/ 05/03	09:30	90.67 EUR	0.00		1
Euronext Milan MTF Trading After Hours	2024/ 01/17	19:09	86.30 EUR	0.00		1
Euronext Milan MTF Global Equity Market	2024/ 05/03	17:44	90.25 EUR	0.00		1
Duesseldorf	2024/ 05/03	19:30	90.39 EUR	0.00		7
Berlin	2024/ 05/03	08:08	90.66 EUR	0.00		2

Company profile

Company Logo



Contact Details

PHILIP MORRIS INTERNATIONAL INC.

--

677 Washington Boulevard, Suite 1100 -
06901 Stamford

Telefon: +1-203-905-2410

Fax: +

E-mail: -

PDF Downloads

Company report: PHILIP MORRIS
INTERNATIONAL INC



Company Profile

Philip Morris International, Inc. is a holding company, which engages in the business of delivering a smoke-free future and evolving a portfolio for the long term to include products outside of the tobacco and nicotine sector. It operates through the following geographical segments: Europe Region (Europe), South and Southeast Asia, Commonwealth of Independent States, Middle East, and Africa Region (SSEA, CIS, and MEA), East Asia, Australia, and PMI Duty Free Region (EA, AU, and PMI DF), and Americas Region (Americas). The Europe segment includes all the European Union countries, Switzerland, the United Kingdom, Ukraine, Moldova, and Southeast Europe. The SSEA, CIS, and MEA segment focuses on South and Southeast Asia, the African continent, the Middle East, Turkey, Israel, Central Asia, Caucasus, and Russia. The EA, AU, and PMI DF segment is involved in the consolidation of international duty-free business with East Asia and Australia. The Americas segment is comprised of the United States, Canada, and Latin America. The company was founded by Philip Morris in 1847 and is headquartered in Stamford, CT.

Members of Management Board

André Calantzopoulos	Chairman of Board of Directors
Juan Daboub	Member of Board of Directors
Brant Bough	Member of Board of Directors
Dessislava Temperley	Member of Board of Directors
Jun Makihara	Member of Board of Directors
Kalpana Morparia	Member of Board of Directors
Lisa Hook	Member of Board of Directors
Michel Combes	Member of Board of Directors
Robert Polet	Member of Board of Directors
Shlomo Yanai	Member of Board of Directors
Victoria Harker	Member of Board of Directors
Werner Geissler	Member of Board of Directors
Jacek Olczak	Chairman of Managing Board
Badrul Chowdhury	Member of Executive Committee
Bin Li	Member of Executive Committee
Emmanuel Babeau	Member of Executive Committee
Frederic Patitucci	Member of Executive Committee
Marian Salzman	Member of Executive Committee

Michael Voegele	Member of Executive Committee
Mimi Kurniawan	Member of Executive Committee
Moira Gilchrist	Member of Executive Committee
Stefano Volpetti	Member of Executive Committee
Waynn Wu	Member of Executive Committee