

AUSTRIA BTX(EUR)

ISIN: **AT0000A03HC0** WKN: -

Overview

2024/09/18 17:45:00

Price

2,463.44 EUR

Difference  0.03% (0.65)

General attributes

ISIN AT0000A03HC0

Symbol -

Country Bulgaria

Instruments in index 0

Type of index -

Security type Index

Market data

Open 2,462.84 EUR

High 2,463.49 EUR

Low 2,447.10 EUR

Close (prev. day) 2,462.79 EUR

Trading volume (m) -

Volume (pcs) -

Futures and Options

Related Futures -











Related Options -

5Y



Information about previous performance does not guarantee future performance.
Source: FactSet

Recent research

on market		
Date	Headline	Download
2024/09/16	 Industry, producer prices and labor market data	
2024/09/13	 CEE Germany's underperformance is sneaking into ...	
2024/09/08	 Will Croatia see a rating upgrade?	
2024/09/02	 More 2Q24 GDP structure and monthly data on 3Q24 p...	
2024/08/26	 Glance at GDP structure and August's inflation	

Details

2024/09/18 17:45:00

Price

2,463.44 EUR

Difference



0.03% (0.65)

General attributes

ISIN AT0000A03HC0

Symbol -

Country Bulgaria

Security type Index

Instruments in index 0

Market data

Open 2,462.84 EUR

High 2,463.49 EUR

Low 2,447.10 EUR

Close (prev. day) 2,462.79 EUR

Trading volume (m) -

Volume (pcs) -

Performance and Risk

	6m	1Y	3Y
Perf (%)	-1.22%	+10.69%	+52.54%
Perf (abs.)	-30.33	+237.98	+848.49
Beta	-	-	-
Volatility	11.03	11.69	15.27

2,500.00

2,250.00

2,000.00

1,750.00

1,500.00

1,250.00

1,000.00

2020

2021

2022

2023

2024

5Y



Information about previous performance does not guarantee future performance.

Source: FactSet

Price data

Ø price 5 days Ø volume 5 days (pcs.)	2,467.57 EUR (0)
Ø price 30 days Ø volume 30 days (pcs.)	2,484.13 EUR (0)
Ø price 100 days Ø volume 100 days (pcs.)	2,506.74 EUR (0)
Ø price 250 days Ø volume 250 days (pcs.)	2,391.72 EUR (0)
YTD High date	2,609.26 EUR (2024/05/29)
YTD Low date	2,152.41 EUR (2024/01/08)
52 Weeks High date	2,609.26 EUR (2024/05/29)
52 Weeks Low date	2,120.21 EUR (2023/12/15)

Composition

The composition is not available for this index.