

AUSTRIA BTX(EUR)

ISIN: **AT0000A03HC0** WKN: -

Overview

2024/07/26 17:45:00

Price

2,499.34 EUR

Difference  0.16% (3.88)

General attributes

ISIN AT0000A03HC0

Symbol -

Country Bulgaria

Instruments in index 0

Type of index -

Security type Index

Market data

Open 2,495.41 EUR

High 2,504.90 EUR

Low 2,482.05 EUR

Close (prev. day) 2,495.46 EUR

Trading volume (m) -

Volume (pcs) -

Futures and Options

Related Futures -









Related Options -

5Y



Information about previous performance does not guarantee future performance.
Source: FactSet

Recent research

on market		
Date	Headline	Download
2024/07/25	 CEE Special Report Can we work more for longer?	
2024/07/22	 CEE Baltics Economic performance further diver...	
2024/07/22	 Will Hungarian central bank pause or continue with...	
2024/07/18	 Western Balkan and the EU - who is ready?	
2024/07/15	 Data mix in the week to come	

Details

2024/07/26 17:45:00

Price

2,499.34 EUR

Difference



0.16% (3.88)

General attributes

ISIN AT0000A03HC0

Symbol -

Country Bulgaria

Security type Index

Instruments in index 0

Market data

Open 2,495.41 EUR

High 2,504.90 EUR

Low 2,482.05 EUR

Close (prev. day) 2,495.46 EUR

Trading volume (m) -

Volume (pcs) -

Performance and Risk

	6m	1Y	3Y
Perf (%)	+8.19%	+25.21%	+49.81%
Perf (abs.)	+189.22	+503.25	+830.95
Beta	-	-	-
Volatility	9.06	11.14	15.32

2,500.00

2,250.00

2,000.00

1,750.00

1,500.00

1,250.00

1,000.00

2020

2021

2022

2023

2024

5Y



Information about previous performance does not guarantee future performance.

Source: FactSet

Price data

Ø price 5 days Ø volume 5 days (pcs.)	2,505.52 EUR (0)
Ø price 30 days Ø volume 30 days (pcs.)	2,505.87 EUR (0)
Ø price 100 days Ø volume 100 days (pcs.)	2,494.81 EUR (0)
Ø price 250 days Ø volume 250 days (pcs.)	2,347.96 EUR (0)
YTD High date	2,609.26 EUR (2024/05/29)
YTD Low date	2,152.41 EUR (2024/01/08)
52 Weeks High date	2,609.26 EUR (2024/05/29)
52 Weeks Low date	1,981.45 EUR (2023/07/28)

Composition

The composition is not available for this index.