

AUSTRIA BTX(EUR)

ISIN: **AT0000A03HC0** WKN: -

Overview

2024/04/19 17:45:00

Price

2,452.44 EURDifference  -0.07% (-1.76)

General attributes

ISIN AT0000A03HC0

Symbol -

Country Bulgaria

Instruments in index 0

Type of index -

Security type Index

Market data

Open 2,454.20 EUR

High 2,463.36 EUR

Low 2,449.07 EUR

Close (prev. day) 2,454.20 EUR

Trading volume (m) -

Volume (pcs) -

Futures and Options

Related Futures -

Related Options -

5Y













Information about previous performance does not guarantee future performance.

Source: FactSet

Recent research

on market

| Date | Headline | Download |
|------------|---|---|
| 2024/04/18 |  CEE corporate bond rally |  |
| 2024/04/15 |  Parliamentary elections in Croatia |  |
| 2024/04/11 |  Less aggressive monetary easing to come |  |
| 2024/04/08 |  Inflation numbers and Serbia's central bank meetin... |  |
| 2024/04/02 |  Central banks, rating reviews and elections over u... |  |

Details

2024/04/19 17:45:00

Price

2,452.44 EUR

Difference

**-0.07%** (-1.76)

General attributes

ISIN AT0000A03HC0

Symbol -

Country Bulgaria

Security type Index

Instruments in index 0

Market data

Open 2,454.20 EUR

High 2,463.36 EUR

Low 2,449.07 EUR

Close (prev. day) 2,454.20 EUR

Trading volume (m) -

Volume (pcs) -

Performance and Risk

| | 6m | 1Y | 3Y |
|-------------|---------|---------|---------|
| Perf (%) | +6.71% | +31.89% | +61.63% |
| Perf (abs.) | +154.16 | +593.00 | +935.10 |
| Beta | - | - | - |
| Volatility | 11.93 | 12.14 | 15.45 |



5Y

Information about previous performance does not guarantee future performance.

Source: FactSet

Price data

| | |
|---|---------------------------|
| Ø price 5 days Ø volume 5 days (pcs.) | 2,456.04 EUR (0) |
| Ø price 30 days Ø volume 30 days (pcs.) | 2,459.43 EUR (0) |
| Ø price 100 days Ø volume 100 days (pcs.) | 2,325.23 EUR (0) |
| Ø price 250 days Ø volume 250 days (pcs.) | 2,202.64 EUR (0) |
| YTD High date | 2,504.78 EUR (2024/03/18) |
| YTD Low date | 2,152.41 EUR (2024/01/08) |
| 52 Weeks High date | 2,504.78 EUR (2024/03/18) |
| 52 Weeks Low date | 1,808.79 EUR (2023/04/27) |

Composition

The composition is not available for this index.