

XERIS BIOPHARMA HOLDINGS INC.

ISIN: **US98422E1038** WKN: **98422E103**

Overview

2024/06/28 08:00:14

Price
2.076 EUR

Difference  2.77% (0.06)

General attributes

ISIN	US98422E1038
Symbol	XERS
Exchange	Munich
Currency	EUR
Sector	Chemical / Pharmaceutical / Health
Security type	Stock
Market cap (m)	312 EUR
Benchmark	S&P 500

Market data

Bid (Bid size)	-
Ask (Ask size)	-
Open	2.076 EUR
High	2.076 EUR
Low	2.076 EUR
Close (prev. day)	2.02 EUR
VWAP	1.84143 EUR
Volume (pcs)	0
Trading volume	0.00
Number of trades	2
Last size	0

Futures and Options






Related Futures	-
Related Options	-

5Y



Information about previous performance does not guarantee future performance.
Source: FactSet

Recent research

on sector		on market	
Date		Headline	Download
2024/06/21		Global Equity Ratings	
2024/06/14		Global Equity Ratings	
2024/05/29		Global Equity Ratings	
2024/04/26		Global Equity Ratings	
2024/04/03		Global Equity Ratings	

Details

2024/06/28 08:00:14

Price

2.076 EUR

Difference ▲ 2.77% (0.06)

General attributes

ISIN	US98422E1038
Symbol	XERS
Exchange	Munich
Currency	EUR
Sector	Chemical / Pharmaceutical / Health
Security type	Stock
Market cap (m)	312 EUR
Benchmark	S&P 500

Market data

Bid (Bid size)	-
Ask (Ask size)	-
Open	2.076 EUR
High	2.076 EUR
Low	2.076 EUR
Close (prev. day)	2.02 EUR
VWAP	1.84143 EUR
Volume (pcs)	0
Trading volume	0.00
Number of trades	2
Last size	0

Performance and Risk

	6m	1Y	3Y
Perf (%)	+2.77%	-12.77%	-48.02%
Perf (abs.)	+0.06	-0.30	-1.92
Beta	0.91	1.77	1.34
Volatility	69.77	70.21	73.42

5Y



Information about previous performance does not guarantee future performance.
Source: FactSet

Price data

Ø price 5 days Ø volume 5 days (pcs.)	1.979 EUR (0)
Ø price 30 days Ø volume 30 days (pcs.)	1.965 EUR (0)
Ø price 100 days Ø volume 100 days (pcs.)	2.056 EUR (0)
Ø price 250 days Ø volume 250 days (pcs.)	1.988 EUR (0)
YTD High date	2.960 EUR (2024/02/15)
YTD Low date	1.560 EUR (2024/04/26)
52 Weeks High date	2.960 EUR (2024/02/15)
52 Weeks Low date	1.360 EUR (2023/11/16)

All listings for XERIS BIOPHARMA HOLDINGS INC.

Exchange ⊕	Date	Time	Price	Trading volume (mio.)	Number of trades
Tradegate	2024/06/28	22:02	2.096 EUR	0.00	1
Stuttgart	2024/06/28	16:14	2.09 EUR	0.00	7
Nasdaq	2024/06/28	22:00	2.25 USD	6.41	5,685
Munich	2024/06/28	08:00	2.076 EUR	0.00	2
London Stock	2024/01/	15:30	2.79 USD	0.00	1

Exchange	11					
Frankfurt	2024/06/ 28	08:00	2.064	EUR	0.00	2
Duesseldorf	2024/06/ 28	19:30	2.03	EUR	0.00	7
Berlin	2024/06/ 28	20:08	2.086	EUR	0.00	13

Company profile

Company Logo



Company Profile

-

Contact Details

XERIS BIOPHARMA

--

Telefon: -

Fax: -

E-mail: -