

KOJAMO OYJ

ISIN:

FI4000312251

WKN: -

Overview

2022/07/01 08:39:22

Price

16.33 EUR

Difference  -2.80% (-0.47)

General attributes

ISIN	FI4000312251
Symbol	KOJAMO
Exchange	Frankfurt
Currency	EUR
Sector	Other
Security type	Stock
Market cap (m)	4,058 EUR
Benchmark	OMX HELSINKI 25

Market data

Bid (Bid size)	-
Ask (Ask size)	-
Open	16.33 EUR
High	16.33 EUR
Low	16.33 EUR
Close (prev. day)	16.80 EUR
VWAP	18.52 EUR
Volume (pcs)	0
Trading volume	0.00
Number of trades	1
Last size	0

Futures and Options










Related Futures	0
Related Options	-

5Y



Information about previous performance does not guarantee future performance.
Source: FactSet

Recent research

on sector		on market	
Date		Headline	Download
2022/06/29		Global Equity Ratings	
2022/05/25		Global Equity Ratings	
2022/05/04		Global Equity Ratings	
2022/04/27		České shrnutí reportu na CTP	
2022/04/27		Global Equity Ratings	

Details

2022/07/01 08:39:22

Price

16.33 EUR

Difference  -2.80% (-0.47)

General attributes

ISIN	FI4000312251
Symbol	KOJAMO
Exchange	Frankfurt
Currency	EUR
Sector	Other
Security type	Stock
Market cap (m)	4,058 EUR
Benchmark	OMX HELSINKI 25

Market data

Bid (Bid size)	-
Ask (Ask size)	-
Open	16.33 EUR
High	16.33 EUR
Low	16.33 EUR
Close (prev. day)	16.80 EUR
VWAP	18.52 EUR
Volume (pcs)	0
Trading volume	0.00
Number of trades	1
Last size	0

Performance and Risk

	6m	1Y	3Y
Perf (%)	-22.16%	-15.43%	+26.20%
Perf (abs.)	-4.65	-2.98	+3.39
Beta	0.71	0.67	0.52
Volatility	27.06	25.05	27.71

5Y



Information about previous performance does not guarantee future performance.
Source: FactSet

Price data

Ø price 5 days Ø volume 5 days (pcs.)	16.95 EUR (0)
Ø price 30 days Ø volume 30 days (pcs.)	17.55 EUR (0)
Ø price 100 days Ø volume 100 days (pcs.)	19.36 EUR (2)
Ø price 250 days Ø volume 250 days (pcs.)	19.77 EUR (24)
YTD High date	22.02 EUR (2022/04/04)
YTD Low date	16.23 EUR (2022/06/17)
52 Weeks High date	22.02 EUR (2022/04/04)
52 Weeks Low date	16.23 EUR (2022/06/17)

All listings for KOJAMO OYJ

Exchange 	Date	Time	Price	Trading volume (mio.)	Number of trades
Tradegate	2022/07/01	22:02	16.60 EUR	0.00	1
Stuttgart	2022/07/01	08:04	16.35 EUR	0.00	3
Nasdaq Helsinki	2022/07/01	17:29	16.42 EUR	5.74	1,515
Munich	2022/07/01	08:03	16.34 EUR	0.00	1
London Stock Exchange	2022/	17:25	16.48 EUR	0.00	2

European Trade Reporting	07/01						
Frankfurt	2022/ 07/01	08:39	16.33	EUR	0.00		1
FINRA other OTC Issues	2021/ 08/17	19:06	24.62	USD	0.00		1
Duesseldorf	2022/ 07/01	19:01	16.37	EUR	0.00		12
Berlin	2022/ 07/01	21:34	16.42	EUR	0.00		15

Company profile

Company Logo



Company Profile

-

Contact Details

KOJAMO

--

Telefon: -

Fax: -

E-mail: -