

## MERCARI INC NPV

ISIN: JP3921290007 WKN: 438500

## Overview

2024/04/26 08:00:00

Price  
1,779.50 JPYDifference  -0.22% (-4.00)

## General attributes

|                |                      |
|----------------|----------------------|
| ISIN           | JP3921290007         |
| Symbol         | 4385                 |
| Exchange       | Tokyo Stock Exchange |
| Currency       | JPY                  |
| Sector         | -                    |
| Security type  | Stock                |
| Market cap (m) | 1,720 EUR            |
| Benchmark      | NIKKEI 225           |

## Market data

|                   |                      |
|-------------------|----------------------|
| Bid (Bid size)    | 1,776.50 JPY (700)   |
| Ask (Ask size)    | 1,779.50 JPY (2,800) |
| Open              | 1,783.00 JPY         |
| High              | 1,795.50 JPY         |
| Low               | 1,761.50 JPY         |
| Close (prev. day) | 1,783.50 JPY         |
| VWAP              | 1,775.7062 JPY       |
| Volume (pcs)      | 2,659,800            |
| Trading volume    | 47,230,234.50        |
| Number of trades  | 6,138                |
| Last size         | 457,100              |

## Futures and Options





|                 |   |
|-----------------|---|
| Related Futures | - |
| Related Options | - |

5Y



Information about previous performance does not guarantee future performance.  
Source: FactSet

## Recent research

| on market  |   |                       |   |
|------------|---|-----------------------|---|
| Date       |   | Headline              | Download  |
| 2024/02/22 |  | Global Equity Ratings |  |
| 2023/10/27 |  | Global Equity Ratings |  |
| 2023/09/29 |  | Global Equity Ratings |  |
| 2023/09/08 |  | Global Equity Ratings |  |
| 2023/08/22 |  | Global Equity Ratings |  |

## Details

2024/04/26 08:00:00

## Price

1,779.50 JPY

Difference ▼ -0.22% (-4.00)

## General attributes

|                |                      |
|----------------|----------------------|
| ISIN           | JP3921290007         |
| Symbol         | 4385                 |
| Exchange       | Tokyo Stock Exchange |
| Currency       | JPY                  |
| Sector         | -                    |
| Security type  | Stock                |
| Market cap (m) | 1,720 EUR            |
| Benchmark      | NIKKEI 225           |

## Market data

|                   |                      |
|-------------------|----------------------|
| Bid (Bid size)    | 1,776.50 JPY (700)   |
| Ask (Ask size)    | 1,779.50 JPY (2,800) |
| Open              | 1,783.00 JPY         |
| High              | 1,795.50 JPY         |
| Low               | 1,761.50 JPY         |
| Close (prev. day) | 1,783.50 JPY         |
| VWAP              | 1,775.7062 JPY       |
| Volume (pcs)      | 2,659,800            |
| Trading volume    | 47,230,234.50        |
| Number of trades  | 6,138                |
| Last size         | 457,100              |

## Performance and Risk

|             | 6m        | 1Y      | 3Y        |
|-------------|-----------|---------|-----------|
| Perf (%)    | -39.85%   | -21.61% | -66.74%   |
| Perf (abs.) | -1,179.00 | -490.50 | -3,570.50 |
| Beta        | 0.84      | 1.02    | 1.31      |
| Volatility  | 37.95     | 40.23   | 51.49     |

5Y



Information about previous performance does not guarantee future performance.  
Source: FactSet

## Price data

|   |                           |
|---|---------------------------|
| Ø price 5 days   Ø volume 5 days (pcs.)     | 1,779.70 JPY (3,456,900)  |
| Ø price 30 days   Ø volume 30 days (pcs.)   | 1,860.85 JPY (3,975,843)  |
| Ø price 100 days   Ø volume 100 days (pcs.) | 2,236.32 JPY (4,208,681)  |
| Ø price 250 days   Ø volume 250 days (pcs.) | 2,776.07 JPY (5,055,795)  |
| YTD High   date                             | 2,583.00 JPY (2024/01/12) |
| YTD Low   date                              | 1,700.50 JPY (2024/04/19) |
| 52 Weeks High   date                        | 3,755.00 JPY (2023/08/02) |
| 52 Weeks Low   date                         | 1,700.50 JPY (2024/04/19) |

## Arbitrage views

| Exchange               | Date       | Time  | Price        | Trading volume (mio.) | Number of trades |
|------------------------|------------|-------|--------------|-----------------------|------------------|
| Tokyo Stock Exchange   | 2024/04/26 | 08:00 | 1,779.50 JPY | 47.23                 | 6,138            |
| Munich                 | 2024/04/26 | 08:11 | 10.60 EUR    | 0.00                  | 1                |
| Frankfurt              | 2024/04/26 | 17:15 | 9.95 EUR     | 0.00                  | 5                |
| FINRA other OTC Issues | 2024/02/14 | 15:30 | 14.65 USD    | 0.00                  | 2                |
| Duesseldorf            | 2024/04/26 | 19:30 | 9.85 EUR     | 0.00                  | 6                |



## Company profile

### Company Logo

#### Contact Details

MERCARI INC

--

----

Telefon: -

Fax: -

E-mail: -

### Company Profile

-