

CECE EXTENDED EUR INDEX FUTURES (FCEE) - EUX/20210618

2020/09/30 19:04:36

Price
1,193.50 EURDifference  -0.33% (-4.00)

General attributes

Symbol	FCEEM21
Exchange	Eurex
Currency	EUR
Security type	Future
Underlying	AUSTRIA CECE OVERALL(EUR)
Maturity	06-2021
Contract size	1

Market data

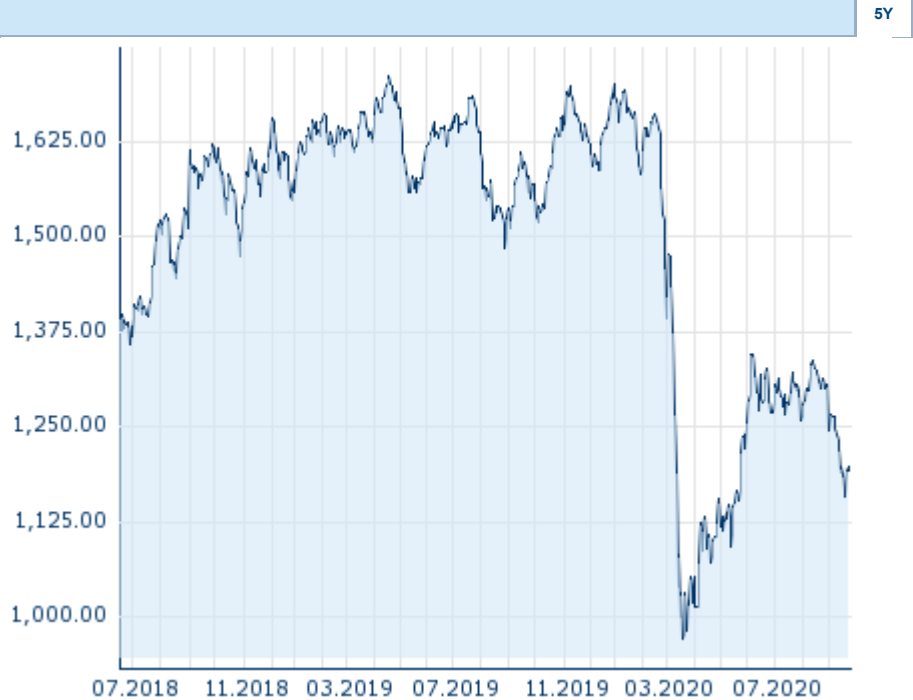
Bid (Bid size)	- EUR (-)
Ask (Ask size)	- EUR (-)
Open	1,193.50 EUR
High	1,193.50 EUR
Low	1,193.50 EUR
Close (prev. day)	1,197.50 EUR
Underlying	AUSTRIA CECE OVERALL(EUR)
Underlying price (date)	1,206.04 (20/10/01)
Settlement price (date)	1,193.50 (20/09/30)
Open Interest	0

Performance and Risk

	6m	1Y	3Y
Perf (%)	+17.01%	-23.88%	-
Perf (abs.)	+173.50	-374.50	-
Beta	-	-	-
Volatility	27.68	32.79	24.79

Futures and Options








Related Futures	-
Related Options	-



Price data

Ø price 5 days Ø volume 5 days (pcs.)	1,182.30 EUR (0)
Ø price 30 days Ø volume 30 days (pcs.)	1,260.87 EUR (0)
Ø price 100 days Ø volume 100 days (pcs.)	1,259.85 EUR (0)
Ø price 250 days Ø volume 250 days (pcs.)	1,390.44 EUR (0)
YTD High date	1,700.50 EUR (2020/01/02)
YTD Low date	972.50 EUR (2020/03/18)
52 Weeks High date	1,700.50 EUR (2020/01/02)
52 Weeks Low date	972.50 EUR (2020/03/18)

Recent Research

on market		
Date	Headline	Download
2020/10/01	 Inflation zůstává vysoká, průmyslová produkce se postupně ožívá	
2020/10/01	 CZ Ranní restart	
2020/10/01	 Akciové trhy - denní zpráva	
2020/09/30	 Češi a sport, září 2020	
2020/09/30	 CEE Special Challenge no. 7 Education	