

KOJAMO OYJ

ISIN:

FI4000312251

WKN: -

Overview

2022/07/04 17:29:34

Price

14.37 EUR

Difference  -12.48% (-2.05)

General attributes

ISIN	FI4000312251
Symbol	KOJAMO
Exchange	Nasdaq Helsinki
Currency	EUR
Sector	Other
Security type	Stock
Market cap (m)	3,551 EUR
Benchmark	OMX HELSINKI 25

Market data

Bid (Bid size)	14.38 EUR (294)
Ask (Ask size)	14.44 EUR (11,609)
Open	16.09 EUR
High	16.24 EUR
Low	14.30 EUR
Close (prev. day)	16.42 EUR
VWAP	14.912554 EUR
Volume (pcs)	625,302
Trading volume	9,324,448.70
Number of trades	2,771
Last size	1,023

Futures and Options











Related Futures	0
Related Options	-

5Y



Information about previous performance does not guarantee future performance.
Source: FactSet

Recent research

on sector		on market	
Date		Headline	Download
2022/06/29		Global Equity Ratings	
2022/05/25		Global Equity Ratings	
2022/05/04		Global Equity Ratings	
2022/04/27		České shrnutí reportu na CTP	
2022/04/27		Global Equity Ratings	

Details

2022/07/04 17:29:34

Price

14.37 EUR

Difference ▼ -12.48% (-2.05)

General attributes

ISIN	FI4000312251
Symbol	KOJAMO
Exchange	Nasdaq Helsinki
Currency	EUR
Sector	Other
Security type	Stock
Market cap (m)	3,551 EUR
Benchmark	OMX HELSINKI 25

Market data

Bid (Bid size)	14.38 EUR (294)
Ask (Ask size)	14.44 EUR (11,609)
Open	16.09 EUR
High	16.24 EUR
Low	14.30 EUR
Close (prev. day)	16.42 EUR
VWAP	14.912554 EUR
Volume (pcs)	625,302
Trading volume	9,324,448.70
Number of trades	2,771
Last size	1,023

Performance and Risk

	6m	1Y	3Y
Perf (%)	-33.16%	-26.68%	+5.82%
Perf (abs.)	-7.13	-5.23	+0.79
Beta	0.70	0.66	0.52
Volatility	34.22	28.53	27.00

5Y



Information about previous performance does not guarantee future performance.
Source: FactSet

Price data

Ø price 5 days Ø volume 5 days (pcs.)	16.34 EUR (438,543)
Ø price 30 days Ø volume 30 days (pcs.)	17.47 EUR (383,797)
Ø price 100 days Ø volume 100 days (pcs.)	19.37 EUR (336,311)
Ø price 250 days Ø volume 250 days (pcs.)	19.82 EUR (427,336)
YTD High date	22.10 EUR (2022/04/04)
YTD Low date	14.30 EUR (2022/07/04)
52 Weeks High date	22.10 EUR (2022/04/04)
52 Weeks Low date	14.30 EUR (2022/07/04)

All listings for KOJAMO OYJ

Exchange	Date	Time	Price	Trading volume (mio.)	Number of trades
Tradegate	2022/07/04	22:02	14.35 EUR	0.00	1
Stuttgart	2022/07/04	08:09	16.37 EUR	0.00	3
Nasdaq Helsinki	2022/07/04	17:29	14.37 EUR	9.32	2,771
Munich	2022/07/04	08:03	16.44 EUR	0.00	1
London Stock Exchange	2022/	17:25	14.51 EUR	0.00	2

European Trade Reporting	07/04						
Frankfurt	2022/ 07/04	09:06	15.84	EUR	0.00		1
FINRA other OTC Issues	2021/ 08/17	19:06	24.62	USD	0.00		1
Duesseldorf	2022/ 07/04	19:30	14.26	EUR	0.00		13
Berlin	2022/ 07/04	21:34	14.37	EUR	0.00		15

Company profile

Company Logo



Company Profile

-

Contact Details

KOJAMO

--

Telefon: -

Fax: -

E-mail: -