

WUXI BIOLOGICS (CAYMAN) INC.

ISIN: **KYG970081173** WKN: -

Overview

2024/06/14 14:23:11

Price
1.3938 EURDifference  0.00% (0.00)

General attributes

ISIN	KYG970081173
Symbol	2269
Exchange	Stuttgart
Currency	EUR
Sector	Chemical / Pharmaceutical / Health
Security type	Stock
Market cap (m)	5,831 EUR
Benchmark	MSCI WORLD INDEX (STRD, UHD)

Market data

Bid (Bid size)	- (0)
Ask (Ask size)	- (0)
Open	1.3876 EUR
High	1.3938 EUR
Low	1.3876 EUR
Close (prev. day)	1.3938 EUR
VWAP	-
Volume (pcs)	1,350
Trading volume	1,881.00
Number of trades	4
Last size	1,350

Futures and Options






Related Futures	-
Related Options	-

5Y



Information about previous performance does not guarantee future performance.
Source: FactSet

Recent research

on sector			
Date		Headline	Download
2024/06/14		Global Equity Ratings	
2024/05/29		Global Equity Ratings	
2024/04/26		Global Equity Ratings	
2024/04/03		Global Equity Ratings	
2024/03/13		Global Equity Ratings	

Details

2024/06/14 14:23:11

Price

1.3938 EUR

Difference ➔ 0.00% (0.00)

General attributes

ISIN KYG970081173

Symbol 2269

Exchange Stuttgart

Currency EUR

Sector Chemical / Pharmaceutical / Health

Security type Stock

Market cap (m) 5,831 EUR

Benchmark MSCI WORLD INDEX (STRD, UHD)

Market data

Bid (Bid size) - (0)

Ask (Ask size) - (0)

Open 1.3876 EUR

High 1.3938 EUR

Low 1.3876 EUR

Close (prev. day) 1.3938 EUR

VWAP -

Volume (pcs) 1,350

Trading volume 1,881.00

Number of trades 4

Last size 1,350

Performance and Risk

	6m	1Y	3Y
Perf (%)	-59.41%	-72.91%	-89.44%
Perf (abs.)	-2.04	-3.75	-11.81
Beta	1.16	1.20	0.71
Volatility	94.00	83.15	78.27

5Y



Information about previous performance does not guarantee future performance.
Source: FactSet

Price data

Ø price 5 days Ø volume 5 days (pcs.)	1.3801 EUR (1,569)
Ø price 30 days Ø volume 30 days (pcs.)	1.4994 EUR (931)
Ø price 100 days Ø volume 100 days (pcs.)	1.8183 EUR (912)
Ø price 250 days Ø volume 250 days (pcs.)	3.5666 EUR (485)
YTD High date	3.5800 EUR (2024/01/15)
YTD Low date	1.2872 EUR (2024/06/11)
52 Weeks High date	6.0400 EUR (2023/11/15)
52 Weeks Low date	1.2872 EUR (2024/06/11)

All listings for WUXI BIOLOGICS (CAYMAN) INC.

Exchange ⬆	Date	Time	Price	Trading volume (mio.)	Number of trades
Tradegate	2024/06/14	22:26	1.4132 EUR	0.03	11
Stuttgart	2024/06/14	14:23	1.3938 EUR	0.00	4
Munich	2024/06/14	08:05	1.4294 EUR	0.00	2
Hong Kong Stock Exchange	2024/06/14	10:08	11.74 HKD	-	-
Frankfurt	2024/06/14	08:01	1.3872 EUR	0.00	2

	14					
FINRA other OTC Issues	2024/06/13	15:30	1.70 USD	0.02		2
Duesseldorf	2024/06/14	19:30	1.3812 EUR	0.00		7
Berlin	2024/06/14	21:05	1.4138 EUR	0.00		7

Company profile

Company Logo



Contact Details

WUXI BIOLOGICS (CAYMAN) INC.

--

Telefon: -

Fax: -

E-mail: -

Company Profile

-

Members of Management Board

Zhisheng (Chris) Chen, Ph.D. Chairman of Managing Board

Christine Lu-Wong Member of Executive Committee

Jijie Gu, Ph.D. Member of Executive Committee

Weichang Zhou, Ph.D. Member of Executive Committee

Board of directors

Ge Li Chairman of Supervisory Board

Jue Chen Member of Supervisory Board

Weichang Zhou Member of Supervisory Board

Yi Bing Wu Member of Supervisory Board

Jackson Tai Member of Supervisory Board

Kenneth Hitchner Member of Supervisory Board

William Keller Member of Supervisory Board

Yan Ling Cao Member of Supervisory Board