

VERMILION ENERGY INC.

ISIN: CA9237251058 WKN: 923725105

Overview

2024/05/13 20:22:06

Price
10.92 EURDifference  -1.44% (-0.16)

General attributes

ISIN CA9237251058
 Symbol VET
 Exchange Berlin
 Currency EUR
 Sector Energy / Commodities
 Security type Stock
 Market cap (m) 1,764 EUR
 Benchmark S&P/TSX 60 INDEX

Market data

Bid (Bid size) -
 Ask (Ask size) -
 Open 11.045 EUR
 High 11.08 EUR
 Low 10.92 EUR
 Close (prev. day) 11.08 EUR
 VWAP -
 Volume (pcs) 0
 Trading volume 0.00
 Number of trades 14
 Last size 0

Futures and Options

Related Futures -
 Related Options -











5Y



Information about previous performance does not guarantee future performance.
 Source: FactSet

Recent research

on sector

Date	Headline	Download
2024/05/13	 Akciové trhy - Denní zpráva	
2024/05/10	 Akciové trhy - Denní zpráva	
2024/05/09	 Akciové trhy - denní zpráva	
2024/05/07	 Akciové trhy - denní zpráva	
2024/05/06	 Akciové trhy - denní zpráva	

Details

2024/05/13 20:22:06

Price

10.92 EUR

Difference ▼ -1.44% (-0.16)

General attributes

ISIN	CA9237251058
Symbol	VET
Exchange	Berlin
Currency	EUR
Sector	Energy / Commodities
Security type	Stock
Market cap (m)	1,764 EUR
Benchmark	S&P/TSX 60 INDEX

Market data

Bid (Bid size)	-
Ask (Ask size)	-
Open	11.045 EUR
High	11.08 EUR
Low	10.92 EUR
Close (prev. day)	11.08 EUR
VWAP	-
Volume (pcs)	0
Trading volume	0.00
Number of trades	14
Last size	0

Performance and Risk

	6m	1Y	3Y
Perf (%)	-11.29%	+1.20%	+80.50%
Perf (abs.)	-1.39	+0.13	+4.87
Beta	1.64	1.46	2.18
Volatility	34.00	37.79	54.99

5Y



Information about previous performance does not guarantee future performance.
Source: FactSet

Price data

Ø price 5 days Ø volume 5 days (pcs.)	11.12 EUR (0)
Ø price 30 days Ø volume 30 days (pcs.)	11.31 EUR (0)
Ø price 100 days Ø volume 100 days (pcs.)	10.67 EUR (3)
Ø price 250 days Ø volume 250 days (pcs.)	11.70 EUR (5)
YTD High date	11.94 EUR (2024/04/12)
YTD Low date	9.23 EUR (2024/02/05)
52 Weeks High date	14.88 EUR (2023/09/14)
52 Weeks Low date	9.23 EUR (2024/02/05)

All listings for VERMILION ENERGY INC.

Exchange	Date	Time	Price	Trading volume (mio.)	Number of trades
Tradegate	2024/05/13	22:26	10.97 EUR	0.00	1
Toronto Stock Exchange	2024/05/13	22:00	16.18 CAD	7.37	2,262
Stuttgart	2024/05/13	20:19	10.885 EUR	0.00	8
NYSE	2024/05/13	22:00	11.84 USD	9.30	5,969
Munich	2024/05/13	08:03	11.14 EUR	0.00	2

	13					
Frankfurt	2024/05/ 13	08:04	10.935	EUR	0.00	2
Duesseldorf	2024/05/ 13	08:10	10.92	EUR	0.00	3
Berlin	2024/05/ 13	20:22	10.92	EUR	0.00	14

Company profile

Company Logo



Contact Details

VERMILION ENERGY INC.

--

Telefon: -

Fax: -

E-mail: -

Company Profile

-

Members of Management Board

Curtis Hicks Member of Executive Committee

Darcy Kerwin Member of Executive Committee

Dion Hatcher Member of Executive Committee

Gerard Schut Member of Executive Committee

Jenson Tan Member of Executive Committee

Kyle Preston Member of Executive Committee

Lars Glemser Member of Executive Committee

Lorenzo Donadeo Member of Executive Committee

Terry Hergott Member of Executive Committee

Yvonne Jeffery Member of Executive Committee

Board of directors

Robert Michaleski Chairman of Supervisory Board

Timothy Marchant Member of Supervisory Board

Carin Knickel Member of Supervisory Board

James Kleckner Member of Supervisory Board

Jamie Gagner Member of Supervisory Board

Judy Steele Member of Supervisory Board

Manjit Sharma Member of Supervisory Board

Myron Stadnyk Member of Supervisory Board

Stephen Larke Member of Supervisory Board

William Roby Member of Supervisory Board