

ARGO CORP.

ISIN: CA03990E1051

WKN: -

Overview

2024/09/16 20:34:01

Price
0.26 CADDifference  -5.45% (-0.02)

General attributes

ISIN	CA03990E1051
Symbol	ARGH
Exchange	TSX Venture Exchange
Currency	CAD
Sector	Automotive
Security type	Stock
Market cap (m)	24 EUR
Benchmark	S&P/TSX 60 INDEX

Market data

Bid (Bid size)	0.26 CAD (5,000)
Ask (Ask size)	0.27 CAD (14,500)
Open	0.27 CAD
High	0.27 CAD
Low	0.26 CAD
Close (prev. day)	0.275 CAD
VWAP	0.267529 CAD
Volume (pcs)	25,741
Trading volume	6,886.46
Number of trades	13
Last size	500

Futures and Options











Related Futures	-
Related Options	-

5Y



Information about previous performance does not guarantee future performance.
Source: FactSet

Recent research

on sector		
Date	Headline	Download
2024/09/16	 GEVORKYAN Podniková analýza	
2024/09/11	 Global Equity Ratings	
2024/09/09	 GEVORKYAN Podniková analýza	
2024/09/05	 Global Equity Ratings	
2024/08/12	 Global Equity Ratings	

Details

2024/09/16 20:34:01

Price

0.26 CAD

Difference ▼ -5.45% (-0.02)

General attributes

ISIN	CA03990E1051
Symbol	ARGH
Exchange	TSX Venture Exchange
Currency	CAD
Sector	Automotive
Security type	Stock
Market cap (m)	24 EUR
Benchmark	S&P/TSX 60 INDEX

Market data

Bid (Bid size)	0.26 CAD (5,000)
Ask (Ask size)	0.27 CAD (14,500)
Open	0.27 CAD
High	0.27 CAD
Low	0.26 CAD
Close (prev. day)	0.275 CAD
VWAP	0.267529 CAD
Volume (pcs)	25,741
Trading volume	6,886.46
Number of trades	13
Last size	500

Performance and Risk

	6m	1Y	3Y
Perf (%)	-29.49%	+223.53%	-76.50%
Perf (abs.)	-0.12	+0.19	-0.90
Beta	-	-	-
Volatility	121.25	153.42	137.84

5Y



Information about previous performance does not guarantee future performance.
Source: FactSet

Price data

Ø price 5 days Ø volume 5 days (pcs.)	0.25 CAD (27,237)
Ø price 30 days Ø volume 30 days (pcs.)	0.28 CAD (40,090)
Ø price 100 days Ø volume 100 days (pcs.)	0.31 CAD (59,083)
Ø price 250 days Ø volume 250 days (pcs.)	0.24 CAD (96,483)
YTD High date	0.48 CAD (2024/03/04)
YTD Low date	0.08 CAD (2024/01/11)
52 Weeks High date	0.48 CAD (2024/03/04)
52 Weeks Low date	0.06 CAD (2023/11/30)

All listings for ARGO CORP.

Exchange	Date	Time	Price	Trading volume (mio.)	Number of trades
TSX Venture Exchange	2024/09/16	20:34	0.26 CAD	0.01	13
Stuttgart	2024/09/16	21:31	0.1615 EUR	0.00	15
Munich	2024/09/16	08:03	0.172 EUR	0.00	1
Frankfurt	2024/09/16	08:52	0.1704 EUR	0.00	1
FINRA other OTC	2024/09/16	21:26	0.193 USD	0.00	6

Issues	16					
Duesseldorf	2023/11/ 22	08:12	0.039	EUR	0.00	1
Berlin	2024/09/ 16	08:20	0.1824	EUR	0.00	1

Company profile

Company Logo



Company Profile

-

Contact Details

ARGO

--

King Street West, Suite 545 101 M5V 1M1
Toronto

Telefon: -

Fax: -

E-mail: hello@rideargo.com