

## UMICORE S.A.

ISIN: BE0974320526

WKN: -

## Overview

2024/07/11 12:45:57

## Price

13.55 EUR

Difference  -0.44% (-0.06)

## General attributes

ISIN	BE0974320526
Symbol	UMI
Exchange	Frankfurt
Currency	EUR
Sector	Energy / Commodities
Security type	Stock
Market cap (m)	3,255 EUR
Benchmark	BEL 20 INDEX

## Market data

Bid (Bid size)	13.78 EUR (2,500)
Ask (Ask size)	13.81 EUR (2,500)
Open	13.56 EUR
High	13.56 EUR
Low	13.55 EUR
Close (prev. day)	13.61 EUR
VWAP	13.55 EUR
Volume (pcs)	200
Trading volume	2,710.00
Number of trades	2
Last size	200

## Futures and Options

Related Futures	24
Related Options	-

## PDF Downloads








Company report: UMICORE S.A. 

5Y



Information about previous performance does not guarantee future performance.  
Source: FactSet

## Recent research

on sector		on market	
Date		Headline	Download
2024/07/11		Akciové trhy - denní zpráva	
2024/07/10		Akciové trhy - denní zpráva	
2024/07/09		Akciové trhy - denní zpráva	
2024/07/08		Akciové trhy - denní zpráva	
2024/07/04		Akciové trhy - denní zpráva	

## Details

2024/07/11 12:45:57

## Price

13.55 EUR

Difference ▼ -0.44% (-0.06)

## General attributes

ISIN	BE0974320526
Symbol	UMI
Exchange	Frankfurt
Currency	EUR
Sector	Energy / Commodities
Security type	Stock
Market cap (m)	3,255 EUR
Benchmark	BEL 20 INDEX

## Market data

Bid (Bid size)	13.78 EUR (2,500)
Ask (Ask size)	13.81 EUR (2,500)
Open	13.56 EUR
High	13.56 EUR
Low	13.55 EUR
Close (prev. day)	13.61 EUR
VWAP	13.55 EUR
Volume (pcs)	200
Trading volume	2,710.00
Number of trades	2
Last size	200

## Performance and Risk

	6m	1Y	3Y
Perf (%)	-38.91%	-47.02%	-73.56%
Perf (abs.)	-8.67	-12.08	-37.87
Beta	1.29	1.20	1.19
Volatility	37.39	36.37	35.81

5Y



Information about previous performance does not guarantee future performance.  
Source: FactSet

## Price data

Ø price 5 days   Ø volume 5 days (pcs.)	13.80 EUR (435)
Ø price 30 days   Ø volume 30 days (pcs.)	15.10 EUR (1,038)
Ø price 100 days   Ø volume 100 days (pcs.)	18.82 EUR (688)
Ø price 250 days   Ø volume 250 days (pcs.)	21.58 EUR (516)
YTD High   date	24.88 EUR (2024/01/02)
YTD Low   date	13.20 EUR (2024/06/17)
52 Weeks High   date	28.18 EUR (2023/07/20)
52 Weeks Low   date	13.20 EUR (2024/06/17)

## All listings for UMICORE S.A.

Exchange	Date	Time	Price	Trading volume (mio.)	Number of trades
Xetra	2024/07/11	14:40	13.80 EUR	0.03	14
Vienna Stock Exchange	2024/07/11	13:00	13.62 EUR	0.00	3
Tradegate	2024/07/11	14:28	13.58 EUR	0.03	17
Stuttgart	2024/07/11	12:25	13.62 EUR	0.00	2
Munich	2024/	08:00	13.64 EUR	0.00	1

	07/11					
London Stock Exchange European Trade Reporting	2024/ 07/11	08:59	13.495 EUR	0.00		1
Hanover	2024/ 07/11	08:04	13.56 EUR	0.00		1
Hamburg	2024/ 07/11	08:00	13.56 EUR	0.00		1
Frankfurt	2024/ 07/11	12:45	13.55 EUR	0.00		2
FINRA other OTC Issues	2024/ 07/10	15:57	14.55 USD	0.00		1
Euronext Milan MTF Trading After Hours	2024/ 07/03	19:49	13.92 EUR	0.00		1
Euronext Brussels	2024/ 07/11	14:45	13.79 EUR	1.26		641
Duesseldorf	2024/ 07/11	08:10	13.59 EUR	0.00		1
Berlin	2024/ 07/11	08:19	13.56 EUR	0.00		1

## Company profile

### Company Logo



### Contact Details

UMICORE SA

--

Rue du Marais 31 Broekstraat - 1000 Brüssel

Telefon: +32-2-227-71-11

Fax: +32-2-227-79-00

E-mail: info@umicore.com

### PDF Downloads

Company report: UMICORE S.A.



### Company Profile

Umicore SA engages in the materials technology business. It operates through the following business segments: Catalysis, Energy & Surface Technologies, Recycling, and Corporate. The Catalysis segment is composed of automotive catalysts for gasoline and diesel light and heavy-duty diesel applications, including on-road and non-on-road vehicles. The Energy & Surface Technologies segment represents cobalt and specialty materials, electro-optic materials, electroplating, rechargeable battery materials and thin film products business units. The Recycling segment offers precious metals refining, jewellery and industrial metals, precious metals management, technical materials, and platinum engineer materials. The Corporate segment covers corporate activities, shared operational functions, and research, development, innovation unit of the group. The company was founded on July 7, 1904 and is headquartered in Brussels, Belgium.

### Members of Management Board

Mathias Miedrich	Chairman of Managing Board
Ana Fonseca Nordang	Member of Executive Committee
Bart Sap	Member of Executive Committee
Frank Daufenbach	Member of Executive Committee
Geert Olbrechts	Member of Executive Committee
Géraldine Nolens	Member of Executive Committee
Ralph Kiessling	Member of Executive Committee
Veerle Slenders	Member of Executive Committee
Wannes Peferoen	Member of Executive Committee

### Board of directors

Thomas Leysen	Chairman of Supervisory Board
Koenraad Debackere	Member of Supervisory Board
Alison Henwood	Member of Supervisory Board
Birgit A. Behrendt	Member of Supervisory Board
Françoise Chombar	Member of Supervisory Board
Karel Vinck	Member of Supervisory Board
Laurent Raets	Member of Supervisory Board
Marc Grynberg	Member of Supervisory Board
Mario Armero Montes	Member of Supervisory Board
Mark Garrett	Member of Supervisory Board