

UMICORE S.A.

ISIN: BE0974320526

WKN: -

Overview

2024/08/07 08:00:25

Price

11.73 EUR

Difference  -1.76% (-0.21)

General attributes

ISIN	BE0974320526
Symbol	UMI
Exchange	Munich
Currency	EUR
Sector	Energy / Commodities
Security type	Stock
Market cap (m)	2,867 EUR
Benchmark	BEL 20 INDEX

Market data

Bid (Bid size)	11.81 EUR (250)
Ask (Ask size)	12.03 EUR (250)
Open	11.73 EUR
High	11.73 EUR
Low	11.73 EUR
Close (prev. day)	11.94 EUR
VWAP	13.30 EUR
Volume (pcs)	0
Trading volume	0.00
Number of trades	1
Last size	0

Futures and Options

Related Futures	24
Related Options	-

PDF Downloads











Company report: UMICORE S.A. 

5Y



Information about previous performance does not guarantee future performance.
Source: FactSet

Recent research

on sector		on market	
Date	Headline	Download	
2024/08/07	 Akciové trhy - denní zpráva		
2024/08/06	 Akciové trhy - denní zpráva		
2024/08/05	 Akciové trhy - denní zpráva		
2024/08/02	 Akciové trhy - denní zpráva		
2024/08/01	 Akciové trhy - denní zpráva		

Details

2024/08/07 08:00:25

Price

11.73 EUR

Difference ▼ -1.76% (-0.21)

General attributes

ISIN	BE0974320526
Symbol	UMI
Exchange	Munich
Currency	EUR
Sector	Energy / Commodities
Security type	Stock
Market cap (m)	2,867 EUR
Benchmark	BEL 20 INDEX

Market data

Bid (Bid size)	11.81 EUR (250)
Ask (Ask size)	12.03 EUR (250)
Open	11.73 EUR
High	11.73 EUR
Low	11.73 EUR
Close (prev. day)	11.94 EUR
VWAP	13.30 EUR
Volume (pcs)	0
Trading volume	0.00
Number of trades	1
Last size	0

Performance and Risk

	6m	1Y	3Y
Perf (%)	-42.10%	-56.01%	-78.62%
Perf (abs.)	-8.68	-15.20	-43.90
Beta	1.02	1.17	1.16
Volatility	36.72	33.94	34.38

5Y



Information about previous performance does not guarantee future performance.
Source: FactSet

Price data

Ø price 5 days Ø volume 5 days (pcs.)	12.43 EUR (0)
Ø price 30 days Ø volume 30 days (pcs.)	13.73 EUR (6)
Ø price 100 days Ø volume 100 days (pcs.)	17.65 EUR (23)
Ø price 250 days Ø volume 250 days (pcs.)	20.58 EUR (24)
YTD High date	25.21 EUR (2024/01/02)
YTD Low date	11.94 EUR (2024/08/06)
52 Weeks High date	26.93 EUR (2023/08/07)
52 Weeks Low date	11.94 EUR (2024/08/06)

All listings for UMICORE S.A.

Exchange	Date	Time	Price	Trading volume (mio.)	Number of trades
Xetra	2024/08/07	17:35	11.91 EUR	0.01	8
Vienna Stock Exchange	2024/08/07	15:30	12.14 EUR	0.00	4
Tradegate	2024/08/07	18:55	12.01 EUR	0.10	42
Stuttgart	2024/08/07	17:55	11.94 EUR	0.00	8

Munich	2024/ 08/07	08:00	11.73 EUR	0.00	1
London Stock Exchange European Trade Reporting	2024/ 08/07	17:30	11.985 EUR	0.00	1
Hanover	2024/ 08/07	08:01	11.65 EUR	0.00	1
Hamburg	2024/ 08/07	08:01	11.65 EUR	0.00	1
Frankfurt	2024/ 08/07	17:53	11.97 EUR	0.01	6
FINRA other OTC Issues	2024/ 08/05	16:09	13.0632 USD	0.00	2
Euronext Milan MTF Trading After Hours	2024/ 07/03	19:49	13.92 EUR	0.00	1
Euronext Brussels	2024/ 08/07	17:35	11.92 EUR	10.97	1,577
Duesseldorf	2024/ 08/07	08:10	11.69 EUR	0.00	1
Berlin	2024/ 08/07	10:56	11.95 EUR	0.00	2

Company profile

Company Logo



Contact Details

UMICORE SA

--

Rue du Marais 31 Broekstraat - 1000 Brüssel

Telefon: +32-2-227-71-11

Fax: +32-2-227-79-00

E-mail: info@umicore.com

PDF Downloads

Company report: UMICORE S.A.



Company Profile

Umicore SA engages in the materials technology business. It operates through the following business segments: Catalysis, Energy & Surface Technologies, Recycling, and Corporate. The Catalysis segment is composed of automotive catalysts for gasoline and diesel light and heavy-duty diesel applications, including on-road and non-on-road vehicles. The Energy & Surface Technologies segment represents cobalt and specialty materials, electro-optic materials, electroplating, rechargeable battery materials and thin film products business units. The Recycling segment offers precious metals refining, jewellery and industrial metals, precious metals management, technical materials, and platinum engineer materials. The Corporate segment covers corporate activities, shared operational functions, and research, development, innovation unit of the group. The company was founded on July 7, 1904 and is headquartered in Brussels, Belgium.

Members of Management Board

Mathias Miedrich Chairman of Managing Board

Ana Fonseca Nordang Member of Executive Committee

Bart Sap Member of Executive Committee

Frank Daufenbach Member of Executive Committee

Geert Olbrechts Member of Executive Committee

Géraldine Nolens Member of Executive Committee

Ralph Kiessling Member of Executive Committee

Veerle Slenders Member of Executive Committee

Wannes Peferoen Member of Executive Committee

Board of directors

Thomas Leysen Chairman of Supervisory Board

Koenraad Debackere Member of Supervisory Board

Alison Henwood Member of Supervisory Board

Birgit A. Behrendt Member of Supervisory Board

Françoise Chombar Member of Supervisory Board

Karel Vinck Member of Supervisory Board

Laurent Raets Member of Supervisory Board

Marc Grynberg Member of Supervisory Board

Mario Armero Montes Member of Supervisory Board

Mark Garrett Member of Supervisory Board