

AMNEAL PHARMACEUTICALS INC.

ISIN: **US03168L1052** WKN: **03168L105**

Overview

2024/08/16 18:44:14

Price
7.20 EURDifference  2.13% (0.15)

General attributes

ISIN US03168L1052

Symbol AMRX

Exchange Stuttgart

Currency EUR

Sector Chemical / Pharmaceutical / Health

Security type Stock

Market cap (m) 2,268 EUR

Benchmark S&P 500

Market data

Bid (Bid size) - (0)

Ask (Ask size) - (0)

Open 7.05 EUR

High 7.20 EUR

Low 7.05 EUR

Close (prev. day) 7.05 EUR

VWAP -

Volume (pcs) 0

Trading volume 0.00

Number of trades 4

Last size 0

Futures and Options

Related Futures -

Related Options -

5Y













Information about previous performance does not guarantee future performance.

Source: FactSet

Recent research

 on sector
 on market

Date		Headline	Download
2024/08/12		Global Equity Ratings	
2024/07/24		Global Equity Ratings	
2024/07/12		Global Equity Ratings	
2024/06/21		Global Equity Ratings	
2024/06/14		Global Equity Ratings	

Details

2024/08/16 18:44:14

Price

7.20 EUR

Difference ▲ 2.13% (0.15)

General attributes

ISIN	US03168L1052
Symbol	AMRX
Exchange	Stuttgart
Currency	EUR
Sector	Chemical / Pharmaceutical / Health
Security type	Stock
Market cap (m)	2,268 EUR
Benchmark	S&P 500

Market data

Bid (Bid size)	- (0)
Ask (Ask size)	- (0)
Open	7.05 EUR
High	7.20 EUR
Low	7.05 EUR
Close (prev. day)	7.05 EUR
VWAP	-
Volume (pcs)	0
Trading volume	0.00
Number of trades	4
Last size	0

Performance and Risk

	6m	1Y	3Y
Perf (%)	+34.58%	+105.71%	+69.81%
Perf (abs.)	+1.85	+3.70	+2.96
Beta	1.32	1.56	1.17
Volatility	92.28	78.77	72.92

5Y



Information about previous performance does not guarantee future performance.
Source: FactSet

Price data

Ø price 5 days Ø volume 5 days (pcs.)	6.98 EUR (0)
Ø price 30 days Ø volume 30 days (pcs.)	6.62 EUR (0)
Ø price 100 days Ø volume 100 days (pcs.)	6.05 EUR (0)
Ø price 250 days Ø volume 250 days (pcs.)	5.07 EUR (2)
YTD High date	7.35 EUR (2024/03/01)
YTD Low date	4.70 EUR (2024/01/18)
52 Weeks High date	7.35 EUR (2024/03/01)
52 Weeks Low date	3.16 EUR (2023/10/24)

Arbitrage views

Exchange	Date	Time	Price	Trading volume (mio.)	Number of trades
Tradegate	2024/08/16	22:02	7.30 EUR	0.00	1
Stuttgart	2024/08/16	18:44	7.20 EUR	0.00	4
Nasdaq	2024/08/16	22:00	8.04 USD	14.23	13,678
Munich	2024/08/16	08:07	7.15 EUR	0.00	2
Frankfurt	2024/08/16	15:29	6.85 EUR	0.00	5
Duesseldorf	2024/08/16	19:30	7.15 EUR	0.00	6
Berlin	2024/08/16	20:21	7.30 EUR	0.00	18

Company profile

Company Logo



Company Profile

-

Contact Details

AMNEAL PHARMACEUTICALS

--

Telefon: -

Fax: -

E-mail: -