

SCINAI IMMUNOTHERAPEUTICS LTD. SP. ADR

ISIN: US09073Q3039 WKN: 09073Q303

Overview

2024/05/20 08:08:39

Price

4.04 EUR

Difference  -0.98% (-0.04)

General attributes

ISIN US09073Q3039

Symbol BVXV

Exchange Stuttgart

Currency EUR

Sector Chemical / Pharmaceutical / Health

Security type Stock

Market cap (m) 0

Benchmark MSCI WORLD INDEX (STRD, UHD)

Market data

Bid (Bid size) - (0)

Ask (Ask size) - (0)

Open 4.04 EUR

High 4.04 EUR

Low 4.04 EUR

Close (prev. day) 4.08 EUR

VWAP -

Volume (pcs) 0

Trading volume 0.00

Number of trades 3

Last size 0

Futures and Options

Related Futures -

Related Options -

5Y













Information about previous performance does not guarantee future performance.

Source: FactSet

Recent research

on sector

Date		Headline	Download
2024/07/12		Global Equity Ratings	
2024/06/21		Global Equity Ratings	
2024/06/14		Global Equity Ratings	
2024/05/29		Global Equity Ratings	
2024/04/26		Global Equity Ratings	

Details

2024/05/20 08:08:39

Price

4.04 EUR

Difference ▼ -0.98% (-0.04)

General attributes

ISIN	US09073Q3039
Symbol	BVXV
Exchange	Stuttgart
Currency	EUR
Sector	Chemical / Pharmaceutical / Health
Security type	Stock
Market cap (m)	0
Benchmark	MSCI WORLD INDEX (STRD, UHD)

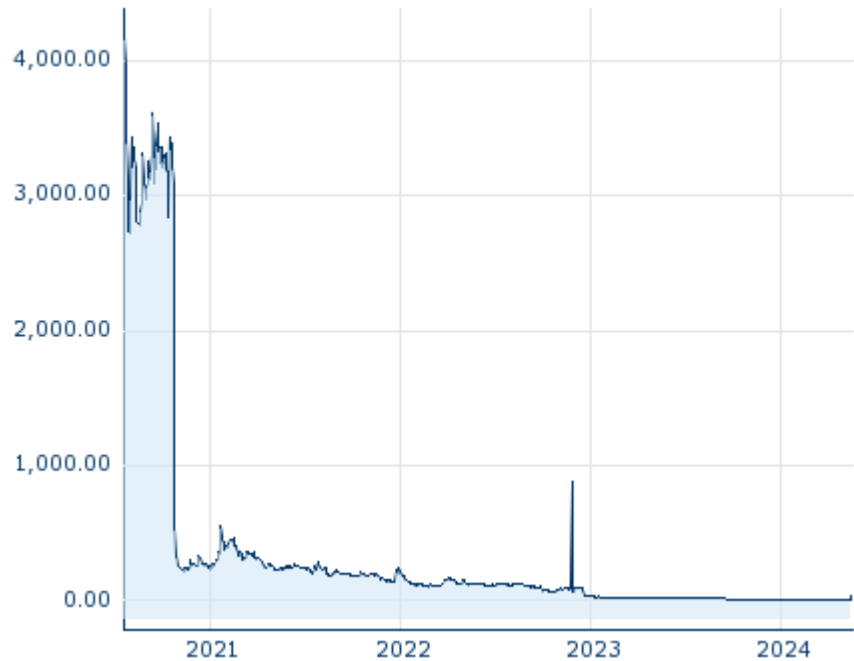
Market data

Bid (Bid size)	- (0)
Ask (Ask size)	- (0)
Open	4.04 EUR
High	4.04 EUR
Low	4.04 EUR
Close (prev. day)	4.08 EUR
VWAP	-
Volume (pcs)	0
Trading volume	0.00
Number of trades	3
Last size	0

Performance and Risk

	6m	1Y	3Y
Perf (%)	+648.15%	+143.37%	-83.31%
Perf (abs.)	+35.00	+23.80	-201.60
Beta	2.34	1.74	1.32
Volatility	338.07	243.21	254.04

5Y



Information about previous performance does not guarantee future performance.
Source: FactSet

Price data

Ø price 5 days Ø volume 5 days (pcs.)	11.29 EUR (0)
Ø price 30 days Ø volume 30 days (pcs.)	5.35 EUR (0)
Ø price 100 days Ø volume 100 days (pcs.)	4.88 EUR (4)
Ø price 250 days Ø volume 250 days (pcs.)	7.81 EUR (2)
YTD High date	40.40 EUR (2024/05/20)
YTD Low date	3.92 EUR (2024/05/10)
52 Weeks High date	40.40 EUR (2024/05/20)
52 Weeks Low date	3.92 EUR (2024/05/10)

All listings for SCINAI IMMUNOTHERAPEUTICS LTD. SP. ADR

Exchange	Date	Time	Price	Trading volume (mio.)	Number of trades
Tradegate	2024/07/17	10:22	4.38 EUR	0.00	3
Stuttgart	2024/05/20	08:08	4.04 EUR	0.00	3
Nasdaq	2024/07/16	22:00	5.31 USD	3.61	5,979
Munich	2024/07/17	08:01	4.60 EUR	0.00	1
Frankfurt	2024/07/17	09:59	4.26 EUR	0.00	3
Berlin	2024/07/17	10:50	4.56 EUR	0.00	4

Company profile

Company Logo



Company Profile

-

Contact Details

BIONDVAX PHARMACEUTICALS

--

Jerusalem BioPark, Hadassah Ein Kerem
campus -- Jerusalem

Telefon: +972-8-930-2529

Fax: -

E-mail: info@scinai.com