

NICHIREI CORP NPV

ISIN: JP3665200006 WKN: 2871

Overview

2024/06/28 08:00:00

Price
3,540.00 JPYDifference  -0.23% (-8.00)

General attributes

ISIN	JP3665200006
Symbol	2871
Exchange	Tokyo Stock Exchange
Currency	JPY
Sector	Consumer Products
Security type	Stock
Market cap (m)	2,758 EUR
Benchmark	NIKKEI 225

Market data

Bid (Bid size)	3,539.00 JPY (200)
Ask (Ask size)	3,545.00 JPY (600)
Open	3,539.00 JPY
High	3,563.00 JPY
Low	3,528.00 JPY
Close (prev. day)	3,548.00 JPY
VWAP	3,539.9237 JPY
Volume (pcs)	393,100
Trading volume	13,915,440.00
Number of trades	887
Last size	163,000

Futures and Options











Related Futures	-
Related Options	-

5Y



Information about previous performance does not guarantee future performance.
Source: FactSet

Recent research

on sector		on market	
Date		Headline	Download
2024/06/28		Akciové trhy - denní zpráva	
2024/06/27		Akciové trhy - denní zpráva	
2024/06/26		Akciové trhy - denní zpráva	
2024/06/25		Akciové trhy - denní zpráva	
2024/06/24		Akciové trhy - denní zpráva	

Details

2024/06/28 08:00:00

Price

3,540.00 JPY

Difference ▼ -0.23% (-8.00)

General attributes

ISIN	JP3665200006
Symbol	2871
Exchange	Tokyo Stock Exchange
Currency	JPY
Sector	Consumer Products
Security type	Stock
Market cap (m)	2,758 EUR
Benchmark	NIKKEI 225

Market data

Bid (Bid size)	3,539.00 JPY (200)
Ask (Ask size)	3,545.00 JPY (600)
Open	3,539.00 JPY
High	3,563.00 JPY
Low	3,528.00 JPY
Close (prev. day)	3,548.00 JPY
VWAP	3,539.9237 JPY
Volume (pcs)	393,100
Trading volume	13,915,440.00
Number of trades	887
Last size	163,000

Performance and Risk

	6m	1Y	3Y
Perf (%)	+1.78%	+12.24%	+19.72%
Perf (abs.)	+62.00	+386.00	+583.00
Beta	0.18	0.22	0.24
Volatility	18.91	20.07	21.75

5Y



Information about previous performance does not guarantee future performance.
Source: FactSet

Price data

Ø price 5 days Ø volume 5 days (pcs.)	3,540.80 JPY (373,620)
Ø price 30 days Ø volume 30 days (pcs.)	3,601.93 JPY (437,623)
Ø price 100 days Ø volume 100 days (pcs.)	3,817.94 JPY (470,145)
Ø price 250 days Ø volume 250 days (pcs.)	3,530.69 JPY (472,036)
YTD High date	4,204.00 JPY (2024/03/27)
YTD Low date	3,412.00 JPY (2024/01/18)
52 Weeks High date	4,204.00 JPY (2024/03/27)
52 Weeks Low date	3,032.00 JPY (2023/07/11)

Arbitrage views

Exchange ⊕	Date	Time	Price	Trading volume (mio.)	Number of trades
Tradegate	2024/06/28	22:02	20.80 EUR	0.00	1
Tokyo Stock Exchange	2024/06/28	08:00	3,540.00 JPY	13.92	887
Stuttgart	2024/06/28	08:05	20.40 EUR	0.00	1
Frankfurt	2024/06/28	08:04	20.40 EUR	0.00	1
Duesseldorf	2024/06/28	19:31	20.20 EUR	0.00	6

	28					
Berlin	2024/06/28	08:03	20.40 EUR	0.00		1

Company profile

Company Logo



Contact Details

NICHIREI CORP.

--

6-19-20, Tsukiji, Chuo-ku - 104-8402 Tokyo

Telefon: 03-3248-2101

Fax: 03-3248-2119

E-mail: -

Company Profile

-

Members of Management Board

Junji Kawasaki Member of Executive Committee

Kazuhiko Umezawa Member of Executive Committee

Kenya Okushi Member of Executive Committee

Kunio Otani Member of Executive Committee

Masato Takenaga Member of Executive Committee

Takumi Taguchi Member of Executive Committee

Wataru Tanabe Member of Executive Committee

Board of directors

Kunio Otani Chairman of Supervisory Board

Junji Kawasaki Member of Supervisory Board

Kazuhiko Umezawa Member of Supervisory Board

Kenya Okushi Member of Supervisory Board

Kuniko Shoji Member of Supervisory Board

Masahiko Takenaga Member of Supervisory Board

Mieko Wanibuchi Member of Supervisory Board

Shizuka Uzawa Member of Supervisory Board

Takumi Taguchi Member of Supervisory Board

Yoshifumi Kaneko Member of Supervisory Board