

SINCH AB

ISIN: SE0016101844 WKN: -

Overview

2024/10/18 19:35:19

Price

2.451 EUR

Difference  -0.24% (-0.01)

General attributes

ISIN	SE0016101844
Symbol	SINCH
Exchange	Berlin
Currency	EUR
Sector	Software
Security type	Stock
Market cap (m)	2,072 EUR
Benchmark	OMX STOCKHOLM 30 INDEX

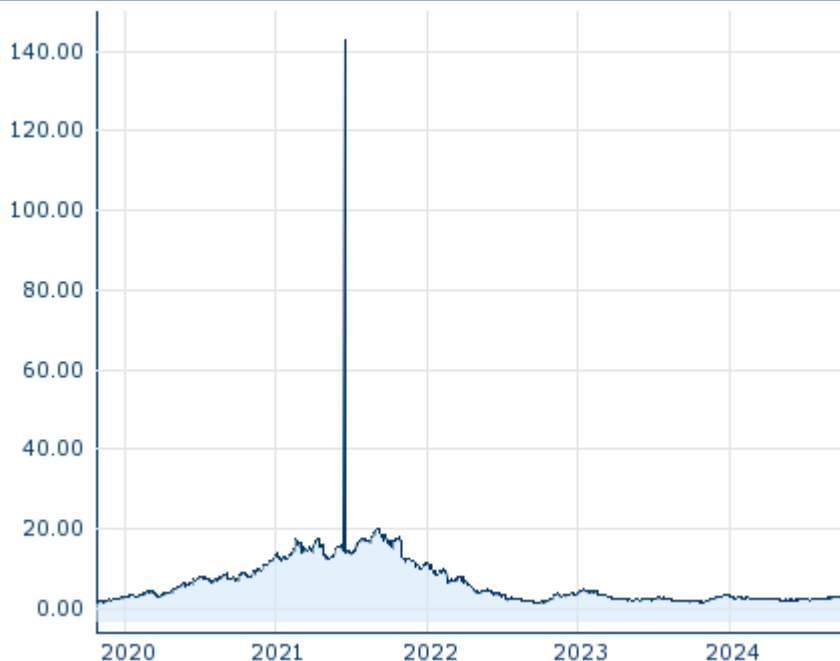
Market data

Bid (Bid size)	-
Ask (Ask size)	-
Open	2.455 EUR
High	2.47 EUR
Low	2.432 EUR
Close (prev. day)	2.457 EUR
VWAP	-
Volume (pcs)	0
Trading volume	0.00
Number of trades	16
Last size	0

Futures and Options

Related Futures	30
Related Options	-


5Y



Information about previous performance does not guarantee future performance.

Source: FactSet

Recent research

on sector		
Date	Headline	Download
2024/10/18	 Akciové trhy - denní zpráva	
2024/10/17	 Akciové trhy - denní zpráva	
2024/10/16	 Akciové trhy - denní zpráva	
2024/10/15	 Akciové trhy - denní zpráva	
2024/10/14	 Akciové trhy - denní zpráva	

Details

2024/10/18 19:35:19

Price

2.451 EUR

Difference ▼ -0.24% (-0.01)

General attributes

ISIN	SE0016101844
Symbol	SINCH
Exchange	Berlin
Currency	EUR
Sector	Software
Security type	Stock
Market cap (m)	2,072 EUR
Benchmark	OMX STOCKHOLM 30 INDEX

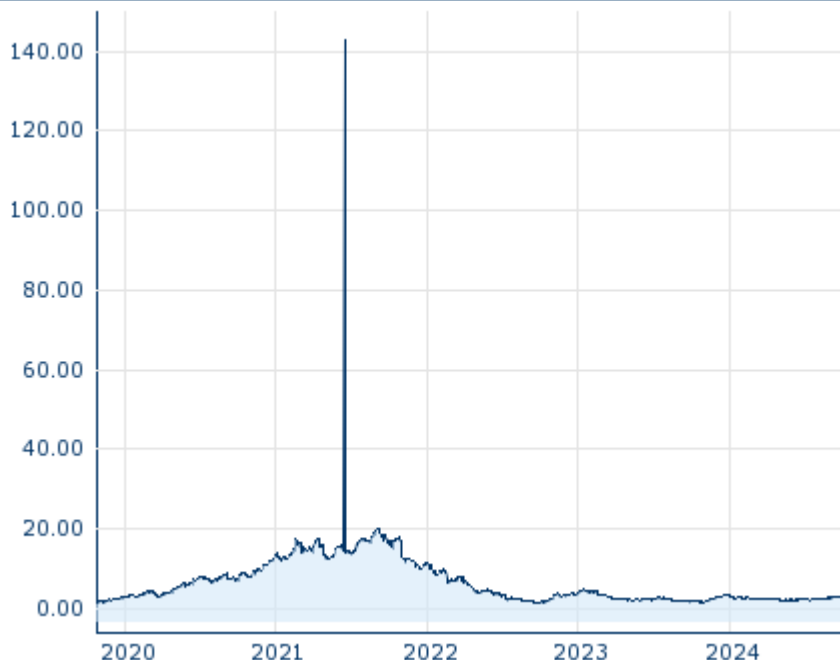
Market data

Bid (Bid size)	-
Ask (Ask size)	-
Open	2.455 EUR
High	2.47 EUR
Low	2.432 EUR
Close (prev. day)	2.457 EUR
VWAP	-
Volume (pcs)	0
Trading volume	0.00
Number of trades	16
Last size	0

Performance and Risk

	6m	1Y	3Y
Perf (%)	+15.83%	+48.04%	-85.41%
Perf (abs.)	+0.34	+0.80	-14.34
Beta	1.39	1.58	1.87
Volatility	59.01	65.99	78.06

5Y



Information about previous performance does not guarantee future performance.
Source: FactSet

Price data

Ø price 5 days Ø volume 5 days (pcs.)	2.452 EUR (0)
Ø price 30 days Ø volume 30 days (pcs.)	2.638 EUR (0)
Ø price 100 days Ø volume 100 days (pcs.)	2.378 EUR (0)
Ø price 250 days Ø volume 250 days (pcs.)	2.379 EUR (30)
YTD High date	3.377 EUR (2024/01/02)
YTD Low date	1.815 EUR (2024/05/08)
52 Weeks High date	3.447 EUR (2023/12/28)
52 Weeks Low date	1.373 EUR (2023/10/26)

All listings for SINCH AB

Exchange ⊕	Date	Time	Price	Trading volume (mio.)	Number of trades
Tradegate	2024/10/18	22:26	2.453 EUR	0.00	1
Stuttgart	2024/10/18	08:07	2.423 EUR	0.00	3
Nasdaq Stockholm	2024/10/18	18:00	28.03 SEK	53.17	1,789
Munich	2024/10/18	08:05	2.444 EUR	0.00	1
London Stock Exchange	2024/	17:25	27.975 SEK	1.19	1

European Trade Reporting	10/18					
Hanover	2024/ 10/18	17:25	2.437 EUR	0.00		4
Frankfurt	2024/ 10/18	08:24	2.414 EUR	0.00		2
FINRA other OTC Issues	2024/ 09/04	16:14	2.85 USD	0.00		2
Duesseldorf	2024/ 10/18	19:32	2.429 EUR	0.00		7
Berlin	2024/ 10/18	19:35	2.451 EUR	0.00		16

Company profile

Company Logo



Company Profile

-

Contact Details

SINCH AB

--

Telefon: -

Fax: -

E-mail: -