

ELKEM ASA

ISIN: NO0010816093

WKN: -

Overview

2024/07/12 08:03:38

5Y

Price

1.716 EUR

Difference  -0.98% (-0.02)

General attributes

ISIN NO0010816093

Symbol ELK

Exchange Berlin

Currency EUR

Sector Industry

Security type Stock

Market cap (m) 1,251 EUR

Benchmark NORWAY OSLO BORS ALL SHARE(TRG)

Market data

Bid (Bid size) -

Ask (Ask size) -

Open 1.716 EUR

High 1.716 EUR

Low 1.716 EUR

Close (prev. day) 1.733 EUR

VWAP -

Volume (pcs) 0

Trading volume 0.00

Number of trades 3

Last size 0

Futures and Options

Related Futures -

Related Options -













Information about previous performance does not guarantee future performance.

Source: FactSet

Recent research

on sector

Date	Headline	Download
2024/07/12	 Global Equity Ratings	
2024/06/21	 Global Equity Ratings	
2024/06/14	 Global Equity Ratings	
2024/05/29	 Global Equity Ratings	
2024/04/26	 Global Equity Ratings	

Details

2024/07/12 08:03:38

Price

1.716 EUR

Difference ▼ -0.98% (-0.02)

General attributes

ISIN	NO0010816093
Symbol	ELK
Exchange	Berlin
Currency	EUR
Sector	Industry
Security type	Stock
Market cap (m)	1,251 EUR
Benchmark	NORWAY OSLO BORS ALL SHARE(TRG)

Market data

Bid (Bid size)	-
Ask (Ask size)	-
Open	1.716 EUR
High	1.716 EUR
Low	1.716 EUR
Close (prev. day)	1.733 EUR
VWAP	-
Volume (pcs)	0
Trading volume	0.00
Number of trades	3
Last size	0

Performance and Risk

	6m	1Y	3Y
Perf (%)	-17.10%	-22.98%	-41.39%
Perf (abs.)	-0.35	-0.51	-1.21
Beta	1.66	1.24	1.10
Volatility	36.37	39.57	40.36

5Y



Information about previous performance does not guarantee future performance.
Source: FactSet

Price data

Ø price 5 days Ø volume 5 days (pcs.)	1.742 EUR (0)
Ø price 30 days Ø volume 30 days (pcs.)	1.770 EUR (0)
Ø price 100 days Ø volume 100 days (pcs.)	1.794 EUR (105)
Ø price 250 days Ø volume 250 days (pcs.)	1.792 EUR (81)
YTD High date	2.084 EUR (2024/01/15)
YTD Low date	1.626 EUR (2024/05/03)
52 Weeks High date	2.310 EUR (2023/07/14)
52 Weeks Low date	1.363 EUR (2023/10/26)

All listings for ELKEM ASA

Exchange	Date	Time	Price	Trading volume (mio.)	Number of trades
Tradegate	2024/07/12	22:26	1.941 EUR	0.06	13
Stuttgart	2024/07/12	15:22	1.935 EUR	0.00	10
Munich	2024/07/12	08:03	1.741 EUR	0.00	1
London Stock Exchange European Trade Reporting	2024/07/12	16:20	23.13 NOK	0.00	1
Frankfurt	2024/	17:15	1.907 EUR	0.00	8

	07/12					
First North Stockholm	2024/ 07/12	18:00	21.66 NOK	0.00		1
FINRA other OTC Issues	2024/ 07/12	16:51	2.11 USD	0.02		2
Duesseldorf	2024/ 07/12	19:30	1.905 EUR	0.00		6
Berlin	2024/ 07/12	08:03	1.716 EUR	0.00		3

Company profile

Company Logo



Company Profile

-

Contact Details

ELKEM ASA

--

HOFFSVEIEN 65 B -- OSLO 0303

Telefon: +47 - 22450 - 100

Fax: +47 - 22450 - 155

E-mail: info@elkem.no