

## ELKEM ASA

ISIN: NO0010816093

WKN: -

## Overview

2024/06/27 08:06:38

5Y

Price

1.744 EUR

Difference  -1.41% (-0.03)

## General attributes

ISIN NO0010816093

Symbol ELK

Exchange Berlin

Currency EUR

Sector Industry

Security type Stock

Market cap (m) 1,132 EUR

Benchmark NORWAY OSLO BORS ALL SHARE(TRG)

## Market data

Bid (Bid size) -

Ask (Ask size) -

Open 1.744 EUR

High 1.744 EUR

Low 1.744 EUR

Close (prev. day) 1.769 EUR

VWAP -

Volume (pcs) 0

Trading volume 0.00

Number of trades 1

Last size 0

## Futures and Options

Related Futures -

Related Options -













Information about previous performance does not guarantee future performance.

Source: FactSet

## Recent research

on sector

Date		Headline	Download
2024/06/21		Global Equity Ratings	
2024/06/14		Global Equity Ratings	
2024/05/29		Global Equity Ratings	
2024/04/26		Global Equity Ratings	
2024/04/03		Global Equity Ratings	

## Details

2024/06/27 08:06:38

## Price

1.744 EUR

Difference ▼ -1.41% (-0.03)

## General attributes

ISIN	NO0010816093
Symbol	ELK
Exchange	Berlin
Currency	EUR
Sector	Industry
Security type	Stock
Market cap (m)	1,132 EUR
Benchmark	NORWAY OSLO BORS ALL SHARE(TRG)

## Market data

Bid (Bid size)	-
Ask (Ask size)	-
Open	1.744 EUR
High	1.744 EUR
Low	1.744 EUR
Close (prev. day)	1.769 EUR
VWAP	-
Volume (pcs)	0
Trading volume	0.00
Number of trades	1
Last size	0

## Performance and Risk

	6m	1Y	3Y
Perf (%)	+1.26%	-16.71%	-40.20%
Perf (abs.)	+0.02	-0.36	-1.19
Beta	1.12	1.16	1.08
Volatility	39.86	40.29	40.67

5Y



Information about previous performance does not guarantee future performance.  
Source: FactSet

## Price data

Ø price 5 days   Ø volume 5 days (pcs.)	1.798 EUR (0)
Ø price 30 days   Ø volume 30 days (pcs.)	1.800 EUR (0)
Ø price 100 days   Ø volume 100 days (pcs.)	1.798 EUR (105)
Ø price 250 days   Ø volume 250 days (pcs.)	1.810 EUR (100)
YTD High   date	2.084 EUR (2024/01/15)
YTD Low   date	1.626 EUR (2024/05/03)
52 Weeks High   date	2.310 EUR (2023/07/14)
52 Weeks Low   date	1.363 EUR (2023/10/26)

## All listings for ELKEM ASA

Exchange	Date	Time	Price	Trading volume (mio.)	Number of trades
Tradegate	2024/06/27	22:02	1.761 EUR	0.00	1
Stuttgart	2024/06/27	15:43	1.743 EUR	0.00	10
Munich	2024/06/27	08:06	1.759 EUR	0.00	1
London Stock Exchange European Trade Reporting	2024/06/27	16:20	20.275 NOK	0.90	1
Frankfurt	2024/	17:16	1.733 EUR	0.00	7

	06/27				
First North Stockholm	2024/ 06/27	18:00	19.93 NOK	0.01	1
FINRA other OTC Issues	2024/ 06/21	15:30	2.00 USD	0.00	1
Duesseldorf	2024/ 06/27	19:30	1.722 EUR	0.00	4
Berlin	2024/ 06/27	08:06	1.744 EUR	0.00	1

## Company profile

### Company Logo



### Company Profile

-

### Contact Details

ELKEM ASA

--

HOFFSVEIEN 65 B -- OSLO 0303

Telefon: +47 - 22450 - 100

Fax: +47 - 22450 - 155

E-mail: [info@elkem.no](mailto:info@elkem.no)