

## BRIDGEWATER BANCSHARES INC COM USD0.01

ISIN: **US1086211034** WKN: **108621103**

## Overview

2024/07/17 15:29:01

Price

12.30 EUR

Difference  0.00% (0.00)

## General attributes

ISIN	US1086211034
Symbol	BWB
Exchange	Frankfurt
Currency	EUR
Sector	-
Security type	Stock
Market cap (m)	349 EUR
Benchmark	S&P 500

## Market data

Bid (Bid size)	-
Ask (Ask size)	-
Open	12.40 EUR
High	12.40 EUR
Low	12.30 EUR
Close (prev. day)	12.30 EUR
VWAP	12.30 EUR
Volume (pcs)	0
Trading volume	0.00
Number of trades	5
Last size	0

## Futures and Options

Related Futures	-
Related Options	-

5Y













Information about previous performance does not guarantee future performance.

Source: FactSet

## Recent research

on market

Date	Headline	Download
2024/07/12	 Global Equity Ratings	
2024/07/08	 Akciové trhy - denní zpráva	
2024/07/03	 Global Strategy 3Q 2024	
2024/06/21	 Global Equity Ratings	
2024/05/29	 Global Equity Ratings	

## Details

2024/07/17 15:29:01

## Price

12.30 EUR

Difference ➔ 0.00% (0.00)

## General attributes

ISIN	US1086211034
Symbol	BWB
Exchange	Frankfurt
Currency	EUR
Sector	-
Security type	Stock
Market cap (m)	349 EUR
Benchmark	S&P 500

## Market data

Bid (Bid size)	-
Ask (Ask size)	-
Open	12.40 EUR
High	12.40 EUR
Low	12.30 EUR
Close (prev. day)	12.30 EUR
VWAP	12.30 EUR
Volume (pcs)	0
Trading volume	0.00
Number of trades	5
Last size	0

## Performance and Risk

	6m	1Y	3Y
Perf (%)	+9.82%	+43.86%	-8.89%
Perf (abs.)	+1.10	+3.75	-1.20
Beta	0.71	0.99	0.72
Volatility	35.64	36.45	35.96

5Y



Information about previous performance does not guarantee future performance.  
Source: FactSet

## Price data

Ø price 5 days   Ø volume 5 days (pcs.)	11.60 EUR (60)
Ø price 30 days   Ø volume 30 days (pcs.)	10.40 EUR (20)
Ø price 100 days   Ø volume 100 days (pcs.)	10.51 EUR (18)
Ø price 250 days   Ø volume 250 days (pcs.)	10.20 EUR (13)
YTD High   date	12.60 EUR (2024/01/26)
YTD Low   date	9.85 EUR (2024/06/12)
52 Weeks High   date	12.60 EUR (2024/01/26)
52 Weeks Low   date	8.40 EUR (2023/10/25)

## Arbitrage views

Exchange	Date	Time	Price	Trading volume (mio.)	Number of trades
Nasdaq	2024/07/17	22:00	13.88 USD	0.93	1,251
Munich	2024/07/17	08:20	12.70 EUR	0.00	2
Frankfurt	2024/07/17	15:29	12.30 EUR	0.00	5
Duesseldorf	2024/07/17	19:30	12.30 EUR	0.00	7

## Company profile

### Company Logo



### Company Profile

-

### Contact Details

BRIDGEWATER BANCSHARES INC

--

----

Telefon: -

Fax: -

E-mail: -