

BIT DIGITAL INC COM USD0.01

ISIN: **KYG1144A1058** WKN: **G1144A105**

Overview

2024/04/25 22:00:00

Price
2.23 USDDifference  -0.45% (-0.01)

General attributes

ISIN	KYG1144A1058
Symbol	BTBT
Exchange	Nasdaq
Currency	USD
Sector	-
Security type	Stock
Market cap (m)	246 EUR
Benchmark	S&P 500

Market data

Bid (Bid size)	2.23 USD (1,000)
Ask (Ask size)	2.25 USD (1,300)
Open	2.13 USD
High	2.23 USD
Low	2.01 USD
Close (prev. day)	2.24 USD
VWAP	2.165769 USD
Volume (pcs)	3,435,891
Trading volume	7,441,388.03
Number of trades	9,357
Last size	772

Futures and Options








Related Futures	-
Related Options	-

5Y



Information about previous performance does not guarantee future performance.
Source: FactSet

Recent research

on market			
Date		Headline	Download
2024/04/03		Global Equity Ratings	
2024/03/26		Global Strategy 2Q 2024	
2024/03/13		Global Equity Ratings	
2024/02/22		Global Equity Ratings	
2024/02/14		Global Equity Ratings	

Details

2024/04/25 22:00:00

Price
2.23 USDDifference  -0.45% (-0.01)

General attributes

ISIN	KYG1144A1058
Symbol	BTBT
Exchange	Nasdaq
Currency	USD
Sector	-
Security type	Stock
Market cap (m)	246 EUR
Benchmark	S&P 500

Market data

Bid (Bid size)	2.23 USD (1,000)
Ask (Ask size)	2.25 USD (1,300)
Open	2.13 USD
High	2.23 USD
Low	2.01 USD
Close (prev. day)	2.24 USD
VWAP	2.165769 USD
Volume (pcs)	3,435,891
Trading volume	7,441,388.03
Number of trades	9,357
Last size	772

Performance and Risk

	6m	1Y	3Y
Perf (%)	-3.03%	+32.54%	-82.98%
Perf (abs.)	-0.07	+0.55	-10.92
Beta	2.85	2.65	2.71
Volatility	107.07	99.42	118.26

5Y



Information about previous performance does not guarantee future performance.
Source: FactSet

Price data

Ø price 5 days Ø volume 5 days (pcs.)	2.11 USD (7,020,112)
Ø price 30 days Ø volume 30 days (pcs.)	2.27 USD (7,037,345)
Ø price 100 days Ø volume 100 days (pcs.)	2.81 USD (8,759,479)
Ø price 250 days Ø volume 250 days (pcs.)	2.80 USD (5,962,693)
YTD High date	4.85 USD (2024/01/02)
YTD Low date	1.76 USD (2024/04/16)
52 Weeks High date	5.27 USD (2023/12/29)
52 Weeks Low date	1.61 USD (2023/04/25)

All listings for BIT DIGITAL INC COM USD0.01

Exchange	Date	Time	Price	Trading volume (mio.)	Number of trades
Nasdaq	2024/04/25	22:00	2.23 USD	7.44	9,357

Company profile

Company Logo

Contact Details

BIT DIGITAL INC

--

Telefon: -

Fax: -

E-mail: -

Company Profile

-