


KOBE STEEL LTD.

ISIN: JP3289800009 WKN: 5406

Overview

2024/05/21 15:29:01		
Price	11.50 EUR	
Difference		-0.29% (-0.03)

General attributes	
ISIN	JP3289800009
Symbol	5406
Exchange	Frankfurt
Currency	EUR
Sector	Industry
Security type	Stock
Market cap (m)	4,563 EUR
Benchmark	NIKKEI 225










Market data	
Bid (Bid size)	-
Ask (Ask size)	-
Open	11.272 EUR
High	11.50 EUR
Low	11.27 EUR
Close (prev. day)	11.534 EUR
VWAP	11.592 EUR
Volume (pcs)	0
Trading volume	0.00
Number of trades	5
Last size	0

Futures and Options	
Related Futures	-
Related Options	-




Information about previous performance does not guarantee future performance.  
Source: FactSet

Recent research

on sector		on market	
Date		Headline	Download
2024/04/26		Global Equity Ratings	
2024/04/03		Global Equity Ratings	
2024/03/13		Global Equity Ratings	
2024/02/22		Global Equity Ratings	
2024/02/14		Global Equity Ratings	

Details

2024/05/21 15:29:01		
Price	11.50 EUR	
Difference		-0.29% (-0.03)

General attributes	
ISIN	JP3289800009
Symbol	5406
Exchange	Frankfurt
Currency	EUR
Sector	Industry
Security type	Stock
Market cap (m)	4,563 EUR
Benchmark	NIKKEI 225

Market data	
Bid (Bid size)	-
Ask (Ask size)	-
Open	11.272 EUR
High	11.50 EUR
Low	11.27 EUR
Close (prev. day)	11.534 EUR
VWAP	11.592 EUR
Volume (pcs)	0
Trading volume	0.00
Number of trades	5
Last size	0

Performance and Risk			
	6m	1Y	3Y
Perf (%)	+8.49%	+59.72%	+109.09%
Perf (abs.)	+0.90	+4.30	+6.00
Beta	0.75	0.91	0.87
Volatility	35.43	44.46	41.00



Information about previous performance does not guarantee future performance.  
Source: FactSet

Price data	
Ø price 5 days   Ø volume 5 days (pcs.)	11.34 EUR (4)
Ø price 30 days   Ø volume 30 days (pcs.)	11.30 EUR (78)
Ø price 100 days   Ø volume 100 days (pcs.)	11.96 EUR (101)
Ø price 250 days   Ø volume 250 days (pcs.)	11.04 EUR (198)
YTD High   date	13.00 EUR (2024/03/25)
YTD Low   date	10.76 EUR (2024/05/09)
52 Weeks High   date	13.90 EUR (2023/09/19)
52 Weeks Low   date	7.00 EUR (2023/05/23)

Arbitrage views					
Exchange 	Date	Time	Price	Trading volume (mio.)	Number of trades
Tradegate	2024/05/21	22:26	11.578 EUR	0.00	1
Tokyo Stock Exchange	2024/05/21	08:00	1,955.50 JPY	101.27	7,276
Stuttgart	2024/05/21	08:12	11.362 EUR	0.00	3
Munich	2024/05/21	08:02	11.364 EUR	0.00	2
Frankfurt	2024/05/21	15:29	11.50 EUR	0.00	5

	21					
FINRA other OTC Issues	2024/05/09	15:53	12.18 USD	0.00		1
Duesseldorf	2024/05/21	19:31	11.464 EUR	0.00		5
Berlin	2024/05/21	21:05	11.578 EUR	0.00		8

## Company profile

### Company Logo



### Company Profile

-

### Contact Details

KOBE STEEL

- -

2-10-26, Wakinohama-cho, Chuo-ku -  
651-8585 Kobe

Telefon: 078-261-5111

Fax: 03-5739-5971

E-mail: -