

ADRIATIC METALS PLC

ISIN: AU0000004772 WKN: -

Overview

2024/04/18 08:10:52

Price
4.26 AUDDifference  -1.39% (-0.06)

General attributes

ISIN AU0000004772

Symbol ADT

Exchange Australian Securities Exchange

Currency AUD

Sector Energy / Commodities

Security type Stock

Market cap (m) 788 EUR

Benchmark FTSE 100

Market data

Bid (Bid size) 4.25 AUD (500)

Ask (Ask size) 4.27 AUD (2,648)

Open 4.31 AUD

High 4.39 AUD

Low 4.25 AUD

Close (prev. day) 4.32 AUD

VWAP 4.301347 AUD

Volume (pcs) 415,457

Trading volume 1,787,064.95

Number of trades 1,165

Last size -

Futures and Options

Related Futures -

Related Options -











5Y



Information about previous performance does not guarantee future performance.
Source: FactSet

Recent research

on sector

Date	Headline	Download
2024/04/18	 Akciové trhy - denní zpráva	
2024/04/17	 Akciové trhy - denní zpráva	
2024/04/16	 Akciové trhy - denní zpráva	
2024/04/15	 Akciové trhy - denní zpráva	
2024/04/12	 Akciové trhy - denní zpráva	

Details

2024/04/18 08:10:52

Price

4.26 AUD

Difference ▼ -1.39% (-0.06)

General attributes

ISIN	AU0000004772
Symbol	ADT
Exchange	Australian Securities Exchange
Currency	AUD
Sector	Energy / Commodities
Security type	Stock
Market cap (m)	788 EUR
Benchmark	FTSE 100

Market data

Bid (Bid size)	4.25 AUD (500)
Ask (Ask size)	4.27 AUD (2,648)
Open	4.31 AUD
High	4.39 AUD
Low	4.25 AUD
Close (prev. day)	4.32 AUD
VWAP	4.301347 AUD
Volume (pcs)	415,457
Trading volume	1,787,064.95
Number of trades	1,165
Last size	-

Performance and Risk

	6m	1Y	3Y
Perf (%)	+21.37%	+16.08%	+85.22%
Perf (abs.)	+0.75	+0.59	+1.96
Beta	0.97	0.61	0.33
Volatility	55.58	48.92	49.45

5Y



Information about previous performance does not guarantee future performance.
Source: FactSet

Price data

Ø price 5 days Ø volume 5 days (pcs.)	4.24 AUD (670,728)
Ø price 30 days Ø volume 30 days (pcs.)	3.91 AUD (490,840)
Ø price 100 days Ø volume 100 days (pcs.)	3.55 AUD (504,293)
Ø price 250 days Ø volume 250 days (pcs.)	3.47 AUD (373,530)
YTD High date	4.39 AUD (2024/04/17)
YTD Low date	3.07 AUD (2024/02/23)
52 Weeks High date	4.39 AUD (2024/04/17)
52 Weeks Low date	2.71 AUD (2023/06/15)

Arbitrage views

Exchange	Date	Time	Price	Trading volume (mio.)	Number of trades
Tradegate	2024/04/18	22:26	2.58 EUR	0.02	18
Frankfurt	2024/04/18	21:26	2.58 EUR	0.01	1
FINRA other OTC Issues	2024/04/18	21:46	2.89 USD	0.13	13
Duesseldorf	2024/04/18	19:30	2.48 EUR	0.00	7
Berlin	2024/04/18	21:46	2.58 EUR	0.00	10

	18					
Australian Securities Exchange	2024/04/18	08:10	4.26 AUD	1.79		1,165

Company profile

Company Logo



Company Profile

-

Contact Details

ADRIATIC METALS

--

Telefon: -

Fax: -

E-mail: -