

## SIEMENS HEALTHINEERS AG

ISIN: DE000SHL1006 WKN: SHL100

## Overview

2024/05/10 17:32:34

Price

52.50 EUR

Difference  0.04% (0.02)

## General attributes

ISIN DE000SHL1006

Symbol SHL

Exchange Vienna Stock Exchange

Currency EUR

Sector Chemical / Pharmaceutical / Health

Security type Stock

Market cap (m) 58,814 EUR

Benchmark GERMANY DAX

## Market data

Bid (Bid size) -

Ask (Ask size) -

Open 52.92 EUR

High 52.92 EUR

Low 52.50 EUR

Close (prev. day) 52.48 EUR

VWAP 50.834046 EUR

Volume (pcs) 0

Trading volume 0.00

Number of trades 2

Last size 0

## Futures and Options

Related Futures 38

Related Options -

## PDF Downloads

Company report: SIEMENS HEALTHINEERS AG 

5Y













Information about previous performance does not guarantee future performance.

Source: FactSet

## Recent research

on sector on market

Date		Headline	Download
2024/04/26		Global Equity Ratings	
2024/04/03		Global Equity Ratings	
2024/03/13		Global Equity Ratings	
2024/02/22		Global Equity Ratings	
2024/02/14		Global Equity Ratings	

## Details

2024/05/10 17:32:34

## Price

52.50 EUR

Difference ▲ 0.04% (0.02)

## General attributes

ISIN DE000SHL1006

Symbol SHL

Exchange Vienna Stock Exchange

Currency EUR

Sector Chemical / Pharmaceutical / Health

Security type Stock

Market cap (m) 58,814 EUR

Benchmark GERMANY DAX

## Market data

Bid (Bid size) -

Ask (Ask size) -

Open 52.92 EUR

High 52.92 EUR

Low 52.50 EUR

Close (prev. day) 52.48 EUR

VWAP 50.834046 EUR

Volume (pcs) 0

Trading volume 0.00

Number of trades 2

Last size 0

## Performance and Risk

	6m	1Y	3Y
Perf (%)	+10.32%	-7.11%	+11.02%
Perf (abs.)	+4.91	-4.02	+5.21
Beta	0.86	0.98	0.82
Volatility	18.51	20.99	26.65

5Y



Information about previous performance does not guarantee future performance.

Source: FactSet

## Price data

Ø price 5 days | Ø volume 5 days (pcs.) 52.29 EUR (0)

Ø price 30 days | Ø volume 30 days (pcs.) 53.24 EUR (9)

Ø price 100 days | Ø volume 100 days (pcs.) 53.78 EUR (5)

Ø price 250 days | Ø volume 250 days (pcs.) 51.15 EUR (9)

YTD High | date 57.78 EUR (2024/03/07)

YTD Low | date 49.32 EUR (2024/05/07)

52 Weeks High | date 57.78 EUR (2024/03/07)

52 Weeks Low | date 44.70 EUR (2023/09/08)

## Arbitrage views

Exchange <span style="color: blue;">⊕</span>	Date	Time	Price	Trading volume (mio.)	Number of trades
Xetra	2024/05/10	17:35	52.58 EUR	29.23	1,814
Vienna Stock Exchange	2024/05/10	17:32	52.50 EUR	0.00	2
Tradegate	2024/05/10	22:26	52.62 EUR	1.01	163
Stuttgart	2024/05/10	21:59	52.48 EUR	0.05	157
SIX Swiss Exchange	2022/	17:36	70.00 CHF	0.00	1

	11/14						
Munich	2024/ 05/10	08:07	52.48	EUR	0.00		2
London Stock Exchange	2024/ 05/08	10:33	52.06	EUR	0.00		2
Hanover	2024/ 05/10	08:16	52.48	EUR	0.00		3
Hamburg	2024/ 05/10	14:41	52.44	EUR	0.01		3
Frankfurt	2024/ 05/10	17:19	52.62	EUR	0.42		7
FINRA other OTC Issues	2024/ 05/09	16:14	54.35	USD	0.02		3
Euronext Milan MTF Trading After Hours	2024/ 05/10	17:44	52.62	EUR	0.00		1
Euronext Milan MTF Global Equity Market	2024/ 05/10	17:44	52.62	EUR	0.00		1
Duesseldorf	2024/ 05/10	19:32	52.42	EUR	0.00		5
Berlin	2024/ 05/10	08:07	52.48	EUR	0.00		2

# Company profile

## Company Logo



### Contact Details

SIEMENS HEALTHINEERS AG

--

Henkestrasse 127 - 91052 Erlangen

Telefon: +49-49-9131-84-0

Fax: +

E-mail: -

### PDF Downloads

Company report: SIEMENS  
HEALTHINEERS AG

## Company Profile

Siemens Healthineers AG operates as a holding company. The company intends to operate the digital services business. It operates through the following business segments: Imaging, Diagnostics, and Advanced Therapies. The Imaging segment offers diagnostic imaging products and a broad portfolio of advanced imaging and ultrasound systems and solutions. The Diagnostics segment offers products, services and solutions, including a broad array of testing applications, in the areas of laboratory, point of care and molecular diagnostics. The Advanced Therapies is a supplier of advanced therapy products, services and solutions to the therapy departments of healthcare providers. The company was founded on December 1, 2017 and is headquartered in Erlangen, Germany.

### Members of Management Board

Bernd Montag	Chairman of Managing Board
Jochen Schmitz	Member of Executive Committee
Darleen Caron	Member of Executive Committee
Elisabeth Staudinger	Member of Executive Committee

### Board of directors

Ralf Peter Thomas	Chairman of Supervisory Board
Andreas Hoffmann	Member of Supervisory Board
Marion Helmes	Member of Supervisory Board
Nathalie von Siemens	Member of Supervisory Board
Norbert Gaus	Member of Supervisory Board
Philipp Rösler	Member of Supervisory Board
Roland Emil Busch	Member of Supervisory Board
Dorothea Simon	Member of Supervisory Board
Dow Wilson	Member of Supervisory Board
Karl-Heinz Streibich	Member of Supervisory Board
Peer Schatz	Member of Supervisory Board