

DEMANT A/S

ISIN: **DK0060738599** WKN: -

Overview

2024/06/28 22:02:09

5Y

Price

40.46 EUR

Difference  -1.03% (-0.42)

General attributes

ISIN DK0060738599

Symbol DEMANT

Exchange Tradegate

Currency EUR

Sector Chemical / Pharmaceutical / Health

Security type Stock

Market cap (m) 8,925 EUR

Benchmark OMX COPENHAGEN 20

Market data

Bid (Bid size) 40.34 EUR (130)

Ask (Ask size) 40.56 EUR (130)

Open 40.46 EUR

High 40.46 EUR

Low 40.46 EUR

Close (prev. day) 40.88 EUR

VWAP 41.30 EUR

Volume (pcs) -

Trading volume -

Number of trades 1

Last size -

Futures and Options





Related Futures 9

Related Options -



Information about previous performance does not guarantee future performance.
Source: FactSet

Recent research

on sector			
Date		Headline	Download
2024/06/21		Global Equity Ratings	
2024/06/14		Global Equity Ratings	
2024/05/29		Global Equity Ratings	
2024/04/26		Global Equity Ratings	
2024/04/03		Global Equity Ratings	

Details

2024/06/28 22:02:09

Price

40.46 EUR

Difference ▼ -1.03% (-0.42)

General attributes

ISIN	DK0060738599
Symbol	DEMANT
Exchange	Tradegate
Currency	EUR
Sector	Chemical / Pharmaceutical / Health
Security type	Stock
Market cap (m)	8,925 EUR
Benchmark	OMX COPENHAGEN 20

Market data

Bid (Bid size)	40.34 EUR (130)
Ask (Ask size)	40.56 EUR (130)
Open	40.46 EUR
High	40.46 EUR
Low	40.46 EUR
Close (prev. day)	40.88 EUR
VWAP	41.30 EUR
Volume (pcs)	-
Trading volume	-
Number of trades	1
Last size	-

Performance and Risk

	6m	1Y	3Y
Perf (%)	+4.42%	+11.06%	-14.69%
Perf (abs.)	+1.73	+4.07	-7.04
Beta	0.38	0.33	0.82
Volatility	28.19	27.13	36.00

5Y



Information about previous performance does not guarantee future performance.
Source: FactSet

Price data

Ø price 5 days Ø volume 5 days (pcs.)	41.28 EUR (81)
Ø price 30 days Ø volume 30 days (pcs.)	43.45 EUR (233)
Ø price 100 days Ø volume 100 days (pcs.)	45.03 EUR (480)
Ø price 250 days Ø volume 250 days (pcs.)	40.93 EUR (441)
YTD High date	50.00 EUR (2024/02/26)
YTD Low date	38.34 EUR (2024/01/08)
52 Weeks High date	50.00 EUR (2024/02/26)
52 Weeks Low date	33.27 EUR (2023/11/07)

All listings for DEMANT A/S

Exchange	Date	Time	Price	Trading volume (mio.)	Number of trades
Vienna Stock Exchange	2024/06/28	17:32	40.40 EUR	0.00	2
Tradegate	2024/06/28	22:02	40.46 EUR	0.00	1
Stuttgart	2024/06/28	14:00	40.60 EUR	0.00	6
Nasdaq Copenhagen	2024/06/28	17:20	301.40 DKK	64.89	1,083
Munich	2024/	08:03	41.14 EUR	0.00	2

	06/28					
London Stock Exchange European Trade Reporting	2024/ 06/28	16:55	305.40 DKK	0.00		2
Hanover	2024/ 06/28	08:08	40.96 EUR	0.00		3
Frankfurt	2024/ 06/28	08:05	40.94 EUR	0.00		2
FINRA other OTC Issues	2024/ 06/25	19:47	44.59 USD	0.02		3
Duesseldorf	2024/ 06/28	19:31	40.16 EUR	0.00		7
Berlin	2024/ 06/28	21:43	40.36 EUR	0.00		19

Company profile

Company Logo

Demant

Contact Details

DEMANT A/S

--

Strandvejen 58 2900 Hellerup

Telefon: +45 39 17 71 00

Fax: +45 39 27 89 00

E-mail: william@demant.dk

Company Profile

-

Members of Management Board

Søren Nielsen	Chairman of Managing Board
René Schneider	Member of Executive Committee

Board of directors

Niels Bjørn Christiansen	Chairman of Supervisory Board
Charlotte Hedegaard	Member of Supervisory Board
Heidir Horby	Member of Supervisory Board
Kristian Villumsen	Member of Supervisory Board
Niels Jacobsen	Member of Supervisory Board
Sisse Fjelsted Rasmussen	Member of Supervisory Board
Thomas Duer	Member of Supervisory Board