

## BORREGAARD ASA

ISIN: NO0010657505 WKN: -

## Overview

2024/04/08 18:41:39

Price

17.40 USD

Difference  10.27% (1.62)

## General attributes

ISIN NO0010657505

Symbol BRG

Exchange FINRA other OTC Issues

Currency USD

Sector Chemical / Pharmaceutical / Health

Security type Stock

Market cap (m) 1,672 EUR

Benchmark NORWAY OSLO BORS ALL SHARE(TRG)

## Market data

Bid (Bid size) -

Ask (Ask size) -

Open 17.40 USD

High 17.40 USD

Low 17.40 USD

Close (prev. day) 15.78 USD

VWAP 17.40 USD

Volume (pcs) 132

Trading volume 2,296.80

Number of trades 1

Last size 132

## Futures and Options

Related Futures -

Related Options -

5Y













Information about previous performance does not guarantee future performance.

Source: FactSet

## Recent research

on sector

Date	Headline	Download
2024/06/21	 Global Equity Ratings	
2024/06/14	 Global Equity Ratings	
2024/05/29	 Global Equity Ratings	
2024/04/26	 Global Equity Ratings	
2024/04/03	 Global Equity Ratings	

## Details

2024/04/08 18:41:39

## Price

17.40 USD

Difference ▲ 10.27% (1.62)

## General attributes

ISIN NO0010657505

Symbol BRG

Exchange FINRA other OTC Issues

Currency USD

Sector Chemical / Pharmaceutical / Health

Security type Stock

Market cap (m) 1,672 EUR

Benchmark NORWAY OSLO BORS ALL SHARE(TRG)

## Market data

Bid (Bid size) -

Ask (Ask size) -

Open 17.40 USD

High 17.40 USD

Low 17.40 USD

Close (prev. day) 15.78 USD

VWAP 17.40 USD

Volume (pcs) 132

Trading volume 2,296.80

Number of trades 1

Last size 132

## Performance and Risk

	6m	1Y	3Y
Perf (%)	-	-	-
Perf (abs.)	-	-	-
Beta	0.28	0.46	0.47
Volatility	-	-	44.93

5Y



Information about previous performance does not guarantee future performance.

Source: FactSet

## Price data

Ø price 5 days | Ø volume 5 days (pcs.) - USD (-)

Ø price 30 days | Ø volume 30 days (pcs.) - USD (-)

Ø price 100 days | Ø volume 100 days (pcs.) 16.59 USD (33)

Ø price 250 days | Ø volume 250 days (pcs.) 16.59 USD (20)

YTD High | date 17.40 USD (2024/04/08)

YTD Low | date 15.78 USD (2024/02/12)

52 Weeks High | date 17.40 USD (2024/04/08)

52 Weeks Low | date 15.78 USD (2024/02/12)

## All listings for BORREGAARD ASA

Exchange <span style="font-size: small;">📍</span>	Date	Time	Price	Trading volume (mio.)	Number of trades
Tradegate	2024/07/05	22:02	16.74 EUR	0.00	1
Stuttgart	2024/07/05	16:45	16.40 EUR	0.00	12
Munich	2024/07/05	08:14	16.74 EUR	0.00	1
London Stock Exchange European Trade Reporting	2024/07/05	16:20	190.90 NOK	0.00	2
Frankfurt	2024/	08:29	16.38 EUR	0.00	2

	07/05					
First North Stockholm	2024/ 04/08	15:59	193.00 NOK	0.05		8
FINRA other OTC Issues	2024/ 04/08	18:41	17.40 USD	0.00		1
Duesseldorf	2024/ 07/05	08:11	16.58 EUR	0.00		3
Berlin	2024/ 07/05	21:43	16.74 EUR	0.00		19

## Company profile

### Company Logo



### Company Profile

-

### Contact Details

BORREGAARD

--

----

Telefon: -

Fax: -

E-mail: -