


IHI CORP

ISIN: JP3134800006 WKN: 7013

Overview

2024/05/03 08:05:44		
Price	22.80 EUR	
Difference		1.79% (0.40)

General attributes	
ISIN	JP3134800006
Symbol	7013
Exchange	Frankfurt
Currency	EUR
Sector	Industry
Security type	Stock
Market cap (m)	3,573 EUR
Benchmark	NIKKEI 225










Market data	
Bid (Bid size)	22.60 EUR (300)
Ask (Ask size)	23.40 EUR (300)
Open	22.80 EUR
High	22.80 EUR
Low	22.80 EUR
Close (prev. day)	22.40 EUR
VWAP	22.00 EUR
Volume (pcs)	0
Trading volume	0.00
Number of trades	1
Last size	0

Futures and Options	
Related Futures	-
Related Options	-




Information about previous performance does not guarantee future performance.
Source: FactSet

Recent research

on sector		on market	
Date		Headline	Download
2024/04/26		Global Equity Ratings	
2024/04/03		Global Equity Ratings	
2024/03/13		Global Equity Ratings	
2024/02/22		Global Equity Ratings	
2024/02/14		Global Equity Ratings	

Details

2024/05/03 08:05:44		
Price	22.80 EUR	
Difference		1.79% (0.40)

General attributes	
ISIN	JP3134800006
Symbol	7013
Exchange	Frankfurt
Currency	EUR
Sector	Industry
Security type	Stock
Market cap (m)	3,573 EUR
Benchmark	NIKKEI 225

Market data	
Bid (Bid size)	22.60 EUR (300)
Ask (Ask size)	23.40 EUR (300)
Open	22.80 EUR
High	22.80 EUR
Low	22.80 EUR
Close (prev. day)	22.40 EUR
VWAP	22.00 EUR
Volume (pcs)	0
Trading volume	0.00
Number of trades	1
Last size	0

Performance and Risk			
	6m	1Y	3Y
Perf (%)	+23.76%	-0.88%	+36.59%
Perf (abs.)	+4.30	-0.20	+6.00
Beta	0.72	0.76	0.89
Volatility	36.25	39.22	42.60



Information about previous performance does not guarantee future performance.
Source: FactSet

Price data	
Ø price 5 days Ø volume 5 days (pcs.)	21.64 EUR (4)
Ø price 30 days Ø volume 30 days (pcs.)	22.83 EUR (28)
Ø price 100 days Ø volume 100 days (pcs.)	19.67 EUR (65)
Ø price 250 days Ø volume 250 days (pcs.)	20.54 EUR (48)
YTD High date	24.40 EUR (2024/03/28)
YTD Low date	16.80 EUR (2024/01/18)
52 Weeks High date	25.60 EUR (2023/06/07)
52 Weeks Low date	16.20 EUR (2023/12/14)

All listings for IHI CORP					
Exchange 	Date	Time	Price	Trading volume (mio.)	Number of trades
Tradegate	2024/05/02	22:26	23.00 EUR	0.00	2
Tokyo Stock Exchange	2024/05/02	08:00	3,793.00 JPY	71.44	5,277
Stuttgart	2024/05/03	08:02	22.80 EUR	0.00	1
Munich	2024/05/03	08:03	22.80 EUR	0.00	1
Frankfurt	2024/05/03	08:05	22.80 EUR	0.00	1

	03					
FINRA other OTC Issues	2023/12/01	02:10	19.50 USD	0.00		2
Duesseldorf	2024/05/03	16:31	22.40 EUR	0.00		4
Berlin	2024/05/03	08:03	22.80 EUR	0.00		1

Company profile

Company Logo



Company Profile

-

Contact Details

ISHIKAWA HEAVY

- -

2-2-1, Ohtemachi, Chiyoda-ku - 100-8182
Tokyo

Telefon: 03-3244-5111

Fax: 03-3244-5139

E-mail: -