

MOTUS GI HOLDINGS INC

ISIN: **US62014P5044** WKN: **62014P504**

Overview

2023/11/01 22:02:08

Price

6.4275 EUR

Difference  -24.16% (-2.05)

General attributes

ISIN US62014P5044

Symbol MOTS

Exchange Tradegate

Currency EUR

Sector Chemical / Pharmaceutical / Health

Security type Stock

Market cap (m) 0 EUR

Benchmark S&P 500

Market data

Bid (Bid size) 5.112 EUR (294)

Ask (Ask size) 5.537 EUR (272)

Open 6.4275 EUR

High 6.4275 EUR

Low 6.4275 EUR

Close (prev. day) 8.475 EUR

VWAP 8.8359 EUR

Volume (pcs) -

Trading volume -

Number of trades 1

Last size -

Futures and Options

Related Futures -

Related Options -

5Y













Information about previous performance does not guarantee future performance.

Source: FactSet

Recent research

 on sector
 on market

Date		Headline	Download
2024/09/27		Global Equity Ratings	
2024/09/11		Global Equity Ratings	
2024/09/05		Global Equity Ratings	
2024/08/12		Global Equity Ratings	
2024/07/24		Global Equity Ratings	

Details

2023/11/01 22:02:08

Price

6.4275 EUR

Difference  -24.16% (-2.05)

General attributes

ISIN	US62014P5044
Symbol	MOTS
Exchange	Tradegate
Currency	EUR
Sector	Chemical / Pharmaceutical / Health
Security type	Stock
Market cap (m)	0 EUR
Benchmark	S&P 500

Market data

Bid (Bid size)	5.112 EUR (294)
Ask (Ask size)	5.537 EUR (272)
Open	6.4275 EUR
High	6.4275 EUR
Low	6.4275 EUR
Close (prev. day)	8.475 EUR
VWAP	8.8359 EUR
Volume (pcs)	-
Trading volume	-
Number of trades	1
Last size	-

Performance and Risk

	6m	1Y	3Y
Perf (%)	-39.65%	-80.70%	-96.65%
Perf (abs.)	-4.22	-26.87	-185.57
Beta	-1.53	-1.66	-0.84
Volatility	112.50	96.09	264.60

5Y



Information about previous performance does not guarantee future performance.
Source: FactSet

Price data

Ø price 5 days Ø volume 5 days (pcs.)	7.0075 EUR (145)
Ø price 30 days Ø volume 30 days (pcs.)	6.9866 EUR (44)
Ø price 100 days Ø volume 100 days (pcs.)	7.7359 EUR (13)
Ø price 250 days Ø volume 250 days (pcs.)	11.2791 EUR (12)
YTD High date	16.5000 EUR (2023/05/17)
YTD Low date	5.9625 EUR (2023/10/27)
52 Weeks High date	33.6000 EUR (2022/11/02)
52 Weeks Low date	5.9625 EUR (2023/10/27)

Arbitrage views

Exchange 	Date	Time	Price	Trading volume (mio.)	Number of trades
Tradegate	2023/11/01	22:02	6.4275 EUR	0.00	1
Stuttgart	2023/11/01	21:57	6.36 EUR	0.00	7
Munich	2023/12/15	08:47	2.60 EUR	0.00	2
Frankfurt	2023/11/01	08:03	8.25 EUR	0.00	1
FINRA other OTC	2024/10/	18:23	0.025 USD	0.00	4

Issues	16
Berlin	2023/11/ 08:21 0.4285 EUR 0.00 1 02

Company profile

Company Logo



Company Profile

-

Contact Details

MOTUS GI HOLDINGS

--

Telefon: -

Fax: -

E-mail: -