

MOTUS GI HOLDINGS INC

ISIN: **US62014P5044** WKN: **62014P504**

Overview

2023/11/01 22:02:08

Price

6.4275 EUR

Difference  -24.16% (-2.05)

General attributes

ISIN US62014P5044

Symbol MOTS

Exchange Tradegate

Currency EUR

Sector Chemical / Pharmaceutical / Health

Security type Stock

Market cap (m) 0 EUR

Benchmark S&P 500

Market data

Bid (Bid size) 5.112 EUR (294)

Ask (Ask size) 5.537 EUR (272)

Open 6.4275 EUR

High 6.4275 EUR

Low 6.4275 EUR

Close (prev. day) 8.475 EUR

VWAP 8.8359 EUR

Volume (pcs) -

Trading volume -

Number of trades 1

Last size -

Futures and Options

Related Futures -

Related Options -

5Y













Information about previous performance does not guarantee future performance.

Source: FactSet

Recent research

on sector on market

| Date | | Headline | Download |
|------------|---|-----------------------|---|
| 2024/09/11 |  | Global Equity Ratings |  |
| 2024/09/05 |  | Global Equity Ratings |  |
| 2024/08/12 |  | Global Equity Ratings |  |
| 2024/07/24 |  | Global Equity Ratings |  |
| 2024/07/12 |  | Global Equity Ratings |  |

Details

2023/11/01 22:02:08

Price

6.4275 EUR

Difference ▼ -24.16% (-2.05)

General attributes

| | |
|----------------|------------------------------------|
| ISIN | US62014P5044 |
| Symbol | MOTS |
| Exchange | Tradegate |
| Currency | EUR |
| Sector | Chemical / Pharmaceutical / Health |
| Security type | Stock |
| Market cap (m) | 0 EUR |
| Benchmark | S&P 500 |

Market data

| | |
|-------------------|-----------------|
| Bid (Bid size) | 5.112 EUR (294) |
| Ask (Ask size) | 5.537 EUR (272) |
| Open | 6.4275 EUR |
| High | 6.4275 EUR |
| Low | 6.4275 EUR |
| Close (prev. day) | 8.475 EUR |
| VWAP | 8.8359 EUR |
| Volume (pcs) | - |
| Trading volume | - |
| Number of trades | 1 |
| Last size | - |

Performance and Risk

| | 6m | 1Y | 3Y |
|-------------|---------|---------|---------|
| Perf (%) | -39.65% | -80.70% | -96.65% |
| Perf (abs.) | -4.22 | -26.87 | -185.57 |
| Beta | - | - | - |
| Volatility | 112.50 | 96.09 | 264.60 |

5Y



Information about previous performance does not guarantee future performance.
Source: FactSet

Price data

| | |
|---|--------------------------|
| Ø price 5 days Ø volume 5 days (pcs.) | 7.0075 EUR (145) |
| Ø price 30 days Ø volume 30 days (pcs.) | 6.9866 EUR (44) |
| Ø price 100 days Ø volume 100 days (pcs.) | 7.7359 EUR (13) |
| Ø price 250 days Ø volume 250 days (pcs.) | 11.2791 EUR (12) |
| YTD High date | 16.5000 EUR (2023/05/17) |
| YTD Low date | 5.9625 EUR (2023/10/27) |
| 52 Weeks High date | 33.6000 EUR (2022/11/02) |
| 52 Weeks Low date | 5.9625 EUR (2023/10/27) |

Arbitrage views

| Exchange | Date | Time | Price | Trading volume (mio.) | Number of trades |
|-----------------|------------|-------|------------|-----------------------|------------------|
| Tradegate | 2023/11/01 | 22:02 | 6.4275 EUR | 0.00 | 1 |
| Stuttgart | 2023/11/01 | 21:57 | 6.36 EUR | 0.00 | 7 |
| Munich | 2023/12/15 | 08:47 | 2.60 EUR | 0.00 | 2 |
| Frankfurt | 2023/11/01 | 08:03 | 8.25 EUR | 0.00 | 1 |
| FINRA other OTC | 2024/09/ | 21:16 | 0.031 USD | 0.00 | 117 |

| | |
|--------|----------------------------------|
| Issues | 18 |
| Berlin | 2023/11/ 08:21 0.4285 EUR 0.00 1 |
| | 02 |

Company profile

Company Logo



Company Profile

-

Contact Details

MOTUS GI HOLDINGS

--

Telefon: -

Fax: -

E-mail: -