


NEL ASA

ISIN: NO0010081235 WKN: -

Overview

2024/04/26 19:51:58		
Price	0.4176 EUR	
Difference		7.08% (0.03)

General attributes	
ISIN	NO0010081235
Symbol	NEL
Exchange	Munich
Currency	EUR
Sector	Industry
Security type	Stock
Market cap (m)	649 EUR
Benchmark	NORWAY OSLO BORS ALL SHARE(TRG)









Market data	
Bid (Bid size)	-
Ask (Ask size)	-
Open	0.3972 EUR
High	0.4284 EUR
Low	0.3972 EUR
Close (prev. day)	0.39 EUR
VWAP	0.4238 EUR
Volume (pcs)	191,316
Trading volume	81,080.27
Number of trades	17
Last size	1,200

Futures and Options	
Related Futures	27
Related Options	-



Information about previous performance does not guarantee future performance.
Source: FactSet

Recent research

on sector			
Date		Headline	Download
2024/04/26		Global Equity Ratings	
2024/04/03		Global Equity Ratings	
2024/03/13		Global Equity Ratings	
2024/02/22		Global Equity Ratings	
2024/02/14		Global Equity Ratings	

Details

2024/04/26 19:51:58	
Price	0.4176 EUR
Difference	<div><div></div></div> 7.08% (0.03)

General attributes	
ISIN	NO0010081235
Symbol	NEL
Exchange	Munich
Currency	EUR
Sector	Industry
Security type	Stock
Market cap (m)	649 EUR
Benchmark	NORWAY OSLO BORS ALL SHARE(TRG)

Market data	
Bid (Bid size)	-
Ask (Ask size)	-
Open	0.3972 EUR
High	0.4284 EUR
Low	0.3972 EUR
Close (prev. day)	0.39 EUR
VWAP	0.4238 EUR
Volume (pcs)	191,316
Trading volume	81,080.27
Number of trades	17
Last size	1,200

Performance and Risk			
	6m	1Y	3Y
Perf (%)	-30.24%	-59.81%	-83.78%
Perf (abs.)	-0.18	-0.62	-2.16
Beta	0.81	1.30	1.29
Volatility	63.87	58.94	60.28



Information about previous performance does not guarantee future performance.
Source: FactSet

Price data	
Ø price 5 days Ø volume 5 days (pcs.)	0.3990 EUR (78,175)
Ø price 30 days Ø volume 30 days (pcs.)	0.4278 EUR (70,107)
Ø price 100 days Ø volume 100 days (pcs.)	0.4824 EUR (62,855)
Ø price 250 days Ø volume 250 days (pcs.)	0.7710 EUR (46,615)
YTD High date	0.6158 EUR (2024/01/02)
YTD Low date	0.3716 EUR (2024/02/26)
52 Weeks High date	1.2905 EUR (2023/05/19)
52 Weeks Low date	0.3716 EUR (2024/02/26)

All listings for NEL ASA					
Exchange	Date	Time	Price	Trading volume (mio.)	Number of trades
Tradegate	2024/04/26	22:26	0.4171 EUR	2.91	870
Stuttgart	2024/04/26	20:03	0.4197 EUR	0.07	38
Munich	2024/04/26	19:51	0.4176 EUR	0.08	17
London Stock Exchange European Trade Reporting	2024/04/26	16:20	4.91 NOK	0.00	1
Hanover	2024/	19:03	0.4189 EUR	0.00	4

	04/26					
Hamburg	2024/ 04/26	16:53	0.4166 EUR	0.00		5
Frankfurt	2024/ 04/26	20:44	0.4199 EUR	0.23		77
First North Stockholm	2024/ 04/26	16:06	4.793 NOK	0.10		6
FINRA other OTC Issues	2024/ 04/26	21:43	0.4728 USD	0.01		10
Duesseldorf	2024/ 04/26	17:45	0.4206 EUR	0.00		3
Berlin	2024/ 04/26	21:58	0.42 EUR	0.00		19

Company profile

Company Logo



Contact Details

NEL ASA

--

Telefon: -

Fax: -

E-mail: -

Company Profile

-

Members of Management Board

Jon André Løkke Chairman of Managing Board

Anders Søreng Member of Executive Committee

Caroline Duyckaerts Member of Executive Committee

Filip Smeets Member of Executive Committee

Hans H. Hide Member of Executive Committee

Jørn Rosenlund Member of Executive Committee

Kjell Christian Bjørnsen Member of Executive Committee

Robert Borin Member of Executive Committee

Stein Ove Erdal Member of Executive Committee

Board of directors

Ole Enger Chairman of Supervisory Board

Anna Charlotta Falvin Member of Supervisory Board

Arvid Moss Member of Supervisory Board

Beatriz Malo de Molina Member of Supervisory Board

Hanne Blume Member of Supervisory Board

Jens Bjørn Staff Member of Supervisory Board

Tom Røtjer Member of Supervisory Board