

HELLENIQ ENERGY HOLDINGS SA

ISIN: **GRS298343005** WKN: -

Overview

2024/06/27 22:26:37

Price

7.815 EUR

Difference  -0.38% (-0.03)

General attributes

ISIN	GRS298343005
Symbol	ELPE
Exchange	Tradegate
Currency	EUR
Sector	Utilities
Security type	Stock
Market cap (m)	2,396 EUR
Benchmark	GREECE

Market data

Bid (Bid size)	7.865 EUR (400)
Ask (Ask size)	7.97 EUR (400)
Open	7.87 EUR
High	7.87 EUR
Low	7.87 EUR
Close (prev. day)	7.845 EUR
VWAP	7.87 EUR
Volume (pcs)	200
Trading volume	1,574.00
Number of trades	1
Last size	-

Futures and Options








Related Futures	-
Related Options	-

5Y



Information about previous performance does not guarantee future performance.
Source: FactSet

Recent research

on sector		on market	
Date		Headline	Download
2024/06/28		Akciové trhy - denní zpráva	
2024/06/27		Akciové trhy - denní zpráva	
2024/06/26		Akciové trhy - denní zpráva	
2024/06/25		Akciové trhy - denní zpráva	
2024/06/24		Akciové trhy - denní zpráva	

Details

2024/06/27 22:26:37

Price

7.815 EUR

Difference ▼ -0.38% (-0.03)

General attributes

ISIN	GRS298343005
Symbol	ELPE
Exchange	Tradegate
Currency	EUR
Sector	Utilities
Security type	Stock
Market cap (m)	2,396 EUR
Benchmark	GREECE

Market data

Bid (Bid size)	7.865 EUR (400)
Ask (Ask size)	7.97 EUR (400)
Open	7.87 EUR
High	7.87 EUR
Low	7.87 EUR
Close (prev. day)	7.845 EUR
VWAP	7.87 EUR
Volume (pcs)	200
Trading volume	1,574.00
Number of trades	1
Last size	-

Performance and Risk

	6m	1Y	3Y
Perf (%)	+6.91%	-4.46%	+24.24%
Perf (abs.)	+0.51	-0.37	+1.53
Beta	0.71	0.70	0.82
Volatility	20.33	22.58	26.55

5Y



Information about previous performance does not guarantee future performance.
Source: FactSet

Price data

Ø price 5 days Ø volume 5 days (pcs.)	7.870 EUR (42)
Ø price 30 days Ø volume 30 days (pcs.)	8.268 EUR (203)
Ø price 100 days Ø volume 100 days (pcs.)	8.204 EUR (390)
Ø price 250 days Ø volume 250 days (pcs.)	7.784 EUR (376)
YTD High date	8.765 EUR (2024/05/15)
YTD Low date	6.910 EUR (2024/01/19)
52 Weeks High date	8.765 EUR (2024/05/15)
52 Weeks Low date	6.510 EUR (2023/10/09)

All listings for HELLENIQ ENERGY HOLDINGS SA

Exchange	Date	Time	Price	Trading volume (mio.)	Number of trades
Tradegate	2024/06/27	22:26	7.815 EUR	0.00	1
Stuttgart	2024/06/28	10:30	7.815 EUR	0.00	3
Munich	2024/06/28	08:03	7.88 EUR	0.00	1
London Stock Exchange	2020/11/20	13:57	5.19 EUR	0.26	1
Frankfurt	2024/06/28	08:31	7.765 EUR	0.00	1

	28					
FINRA other OTC Issues	2024/05/20	21:40	9.25 USD	0.03		2
Duesseldorf	2024/06/28	08:11	7.745 EUR	0.00		1
Berlin	2024/06/28	09:36	7.915 EUR	0.00		2
Athens Stock Exchange	2024/06/28	10:32	7.915 EUR	0.20		120

Company profile

Company Logo



Company Profile

-

Contact Details

HELLENIQ ENERGY

--

Telefon: -

Fax: -

E-mail: -