

PEACH PROPERTY AG

ISIN: **CH0118530366** WKN: **11853036**

Overview

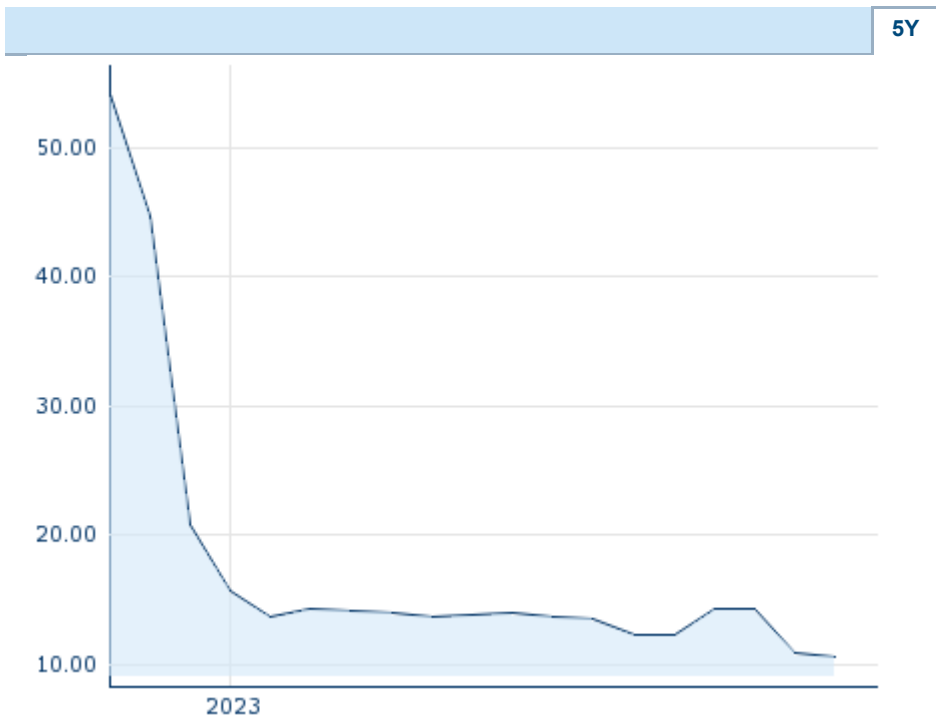
2023/12/21 17:30:23	
Price	10.5518 CHF
Difference	▼ -2.55% (-0.28)

General attributes	
ISIN	CH0118530366
Symbol	PEAN
Exchange	London Stock Exchange
Currency	CHF
Sector	Other
Security type	Stock
Market cap (m)	162 EUR
Benchmark	SWISS MARKET INDEX

Market data	
Bid (Bid size)	-
Ask (Ask size)	-
Open	10.5518 CHF
High	10.5518 CHF
Low	10.5518 CHF
Close (prev. day)	10.8280 CHF
VWAP	10.55178 CHF
Volume (pcs)	8,920
Trading volume	94,121.88
Number of trades	1
Last size	8,920

Futures and Options	
Related Futures	-
Related Options	-

PDF Downloads	
Company report: PEACH PROPERTY AG	Download



Information about previous performance does not guarantee future performance.
Source: FactSet

Recent research

on sector	on market		
Date		Headline	Download
2024/07/12		Global Equity Ratings	Download
2024/06/21		Global Equity Ratings	Download
2024/06/14		Global Equity Ratings	Download
2024/05/29		Global Equity Ratings	Download
2024/04/26		Global Equity Ratings	Download

Details

2023/12/21 17:30:23

Price

10.5518 CHF

Difference  -2.55% (-0.28)

General attributes

ISIN	CH0118530366
Symbol	PEAN
Exchange	London Stock Exchange
Currency	CHF
Sector	Other
Security type	Stock
Market cap (m)	162 EUR
Benchmark	SWISS MARKET INDEX

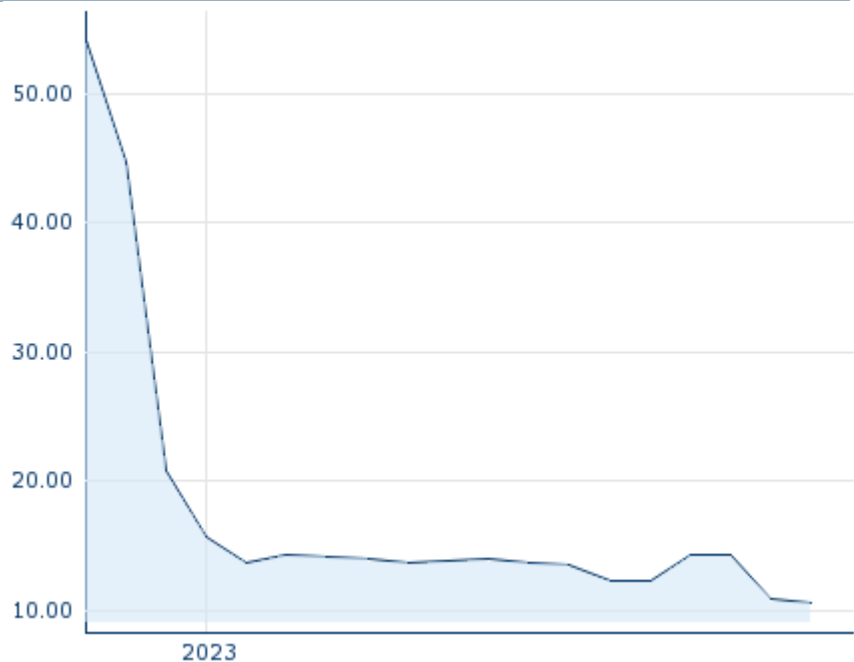
Market data

Bid (Bid size)	-
Ask (Ask size)	-
Open	10.5518 CHF
High	10.5518 CHF
Low	10.5518 CHF
Close (prev. day)	10.8280 CHF
VWAP	10.55178 CHF
Volume (pcs)	8,920
Trading volume	94,121.88
Number of trades	1
Last size	8,920

Performance and Risk

	6m	1Y	3Y
Perf (%)	-	-	-
Perf (abs.)	-	-	-
Beta	1.11	1.21	0.99
Volatility	239.39	112.74	91.62

5Y



Information about previous performance does not guarantee future performance.
Source: FactSet

Price data

Ø price 5 days Ø volume 5 days (pcs.)	- CHF (-)
Ø price 30 days Ø volume 30 days (pcs.)	10.6899 CHF (484)
Ø price 100 days Ø volume 100 days (pcs.)	11.8599 CHF (485)
Ø price 250 days Ø volume 250 days (pcs.)	13.4084 CHF (559)
YTD High date	15.6200 CHF (2023/03/16)
YTD Low date	10.5518 CHF (2023/12/21)
52 Weeks High date	15.6200 CHF (2023/03/16)
52 Weeks Low date	10.5518 CHF (2023/12/21)

All listings for PEACH PROPERTY AG

Exchange 	Date	Time	Price	Trading volume (mio.)	Number of trades
SIX Swiss Exchange	2024/07/19	17:31	6.88 CHF	0.48	128
London Stock Exchange	2023/12/21	17:30	10.5518 CHF	0.09	1
Frankfurt	2019/06/28	15:02	30.30 EUR	0.00	2
Berlin	2019/06/28	15:58	30.10 EUR	0.00	5

Company profile

Company Logo



Contact Details

PEACH PROPERTY GROUP AG

--


Neptunstrasse 96 - 8032 Zürich

Telefon: +41-44-485-50-00

Fax: +41-44-485-50-01

E-mail: presse@peachproperty.com

PDF Downloads

Company report: PEACH PROPERTY AG 

Company Profile

Peach Property Group AG engages in the development and investment of residential and commercial properties. Its portfolio consists of high-yield portfolio properties. The company was founded on June 14, 1999 and is headquartered in Zurich, Switzerland.

Members of Management Board

Gerald Klinck Chairman of Managing Board

Andreas Steinbauer Member of Executive Committee

Marcus Schmitt Member of Executive Committee

Thorsten Arsan Member of Executive Committee

Board of directors

Annette Benner Member of the administrative board

Beat Frischknecht Member of the administrative board

Cyrell Schneuwly Member of the administrative board

John Ruane Member of the administrative board

Michael Zahn Chairman of the administrative board