


# FOMENTO ECONOMICO MEXICANO SAB DE CV SP. ADR

ISIN: **US3444191064** WKN: **344419106**

## Overview

2022/04/05 15:40:54

**Price**  
81.9559 USD

**Difference**  41.79% (24.15)

**General attributes**

ISIN US3444191064

Symbol FMX

Exchange London Stock Exchange

Currency USD

Sector Commerce

Security type Stock

Market cap 370 EUR (m)

Benchmark DJ BNY MELLON LAT AM ADR

**Market data**

Bid (Bid size) -

Ask (Ask size) -

Open 81.9559 USD

High 81.9559 USD

Low 81.9559 USD

Close (prev. day) 57.8022 USD

VWAP 81.95588 USD

Volume (pcs) 170

Trading volume 13,932.50

Number of trades 1

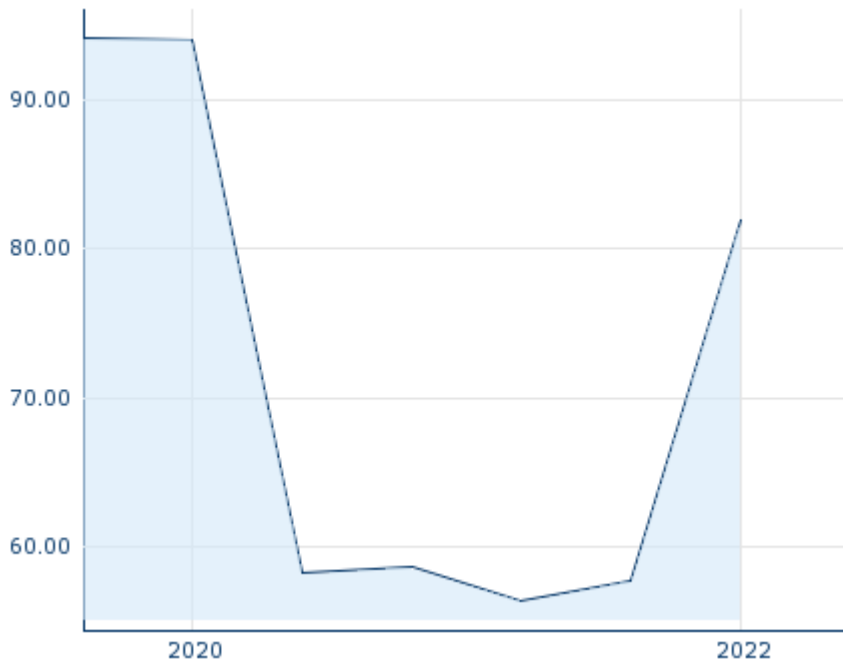
Last size 170

**Futures and Options**

Related Futures -

Related Options -

5Y



Information about previous performance does not guarantee future performance.  
Source: FactSet

### Recent research

on instrument		on sector	
Date		Headline	Download
2024/08/12		Global Equity Ratings	
2024/07/24		Global Equity Ratings	
2024/07/12		Global Equity Ratings	
2024/06/21		Global Equity Ratings	
2024/06/14		Global Equity Ratings	

## Details

2022/04/05 15:40:54

## Price

81.9559 USD

Difference ▲ 41.79% (24.15)

## General attributes

ISIN	US3444191064
Symbol	FMX
Exchange	London Stock Exchange
Currency	USD
Sector	Commerce
Security type	Stock
Market cap (m)	370 EUR
Benchmark	DJ BNY MELLON LAT AM ADR

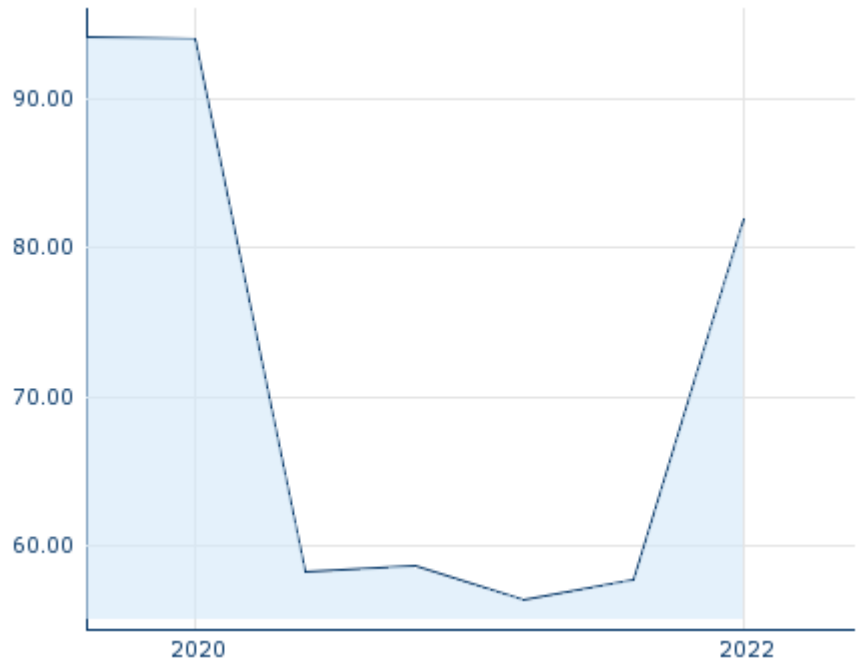
## Market data

Bid (Bid size)	-
Ask (Ask size)	-
Open	81.9559 USD
High	81.9559 USD
Low	81.9559 USD
Close (prev. day)	57.8022 USD
VWAP	81.95588 USD
Volume (pcs)	170
Trading volume	13,932.50
Number of trades	1
Last size	170

## Performance and Risk

	6m	1Y	3Y
Perf (%)	-	-	-
Perf (abs.)	-	-	-
Beta	0.74	0.73	0.45
Volatility	-	-	-

5Y



Information about previous performance does not guarantee future performance.

Source: FactSet

## Price data

Ø price 5 days   Ø volume 5 days (pcs.)	- USD (-)
Ø price 30 days   Ø volume 30 days (pcs.)	- USD (4)
Ø price 100 days   Ø volume 100 days (pcs.)	- USD (6)
Ø price 250 days   Ø volume 250 days (pcs.)	- USD (12)
YTD High   date	- USD (-)
YTD Low   date	- USD (-)
52 Weeks High   date	- USD (-)
52 Weeks Low   date	- USD (-)

## All listings for FOMENTO ECONOMICO MEXICANO SAB DE CV SP. ADR

Exchange	Date	Time	Price	Trading volume (mio.)	Number of trades
Tradegate	2024/08/15	22:26	103.00 EUR	0.02	3
Stuttgart	2024/08/16	11:01	102.00 EUR	0.00	4
NYSE	2024/08/15	22:00	112.92 USD	67.25	5,384
Munich	2024/08/16	08:08	103.00 EUR	0.00	1
London Stock	2022/04/	15:40	81.9559 USD	0.01	1

Exchange	05					
Frankfurt	2024/08/16	08:04	102.00	EUR	0.00	1
Duesseldorf	2024/08/16	09:31	102.00	EUR	0.00	2

## Company profile

### Company Logo



### Company Profile

-

### Contact Details

FOMENTO ECONOMICO MEXICANO SAB

--

General Anaya 601 Pte., Colonia Bella Vista  
-- 64410 Monterrey, Nuevo Leon

Telefon: +52 - 8 - 328 - 6000

Fax: +52 - 8 - 328 - 6080

E-mail: -