

## CODEXIS INC.

ISIN: US1920051067

WKN: 192005106

## Overview

2022/08/01 15:30:03

Price  
6.78 USDDifference  -80.07% (-27.24)

## General attributes

ISIN	US1920051067
Symbol	CDXS
Exchange	London Stock Exchange
Currency	USD
Sector	-
Security type	Stock
Market cap (m)	187 EUR
Benchmark	S&P 500

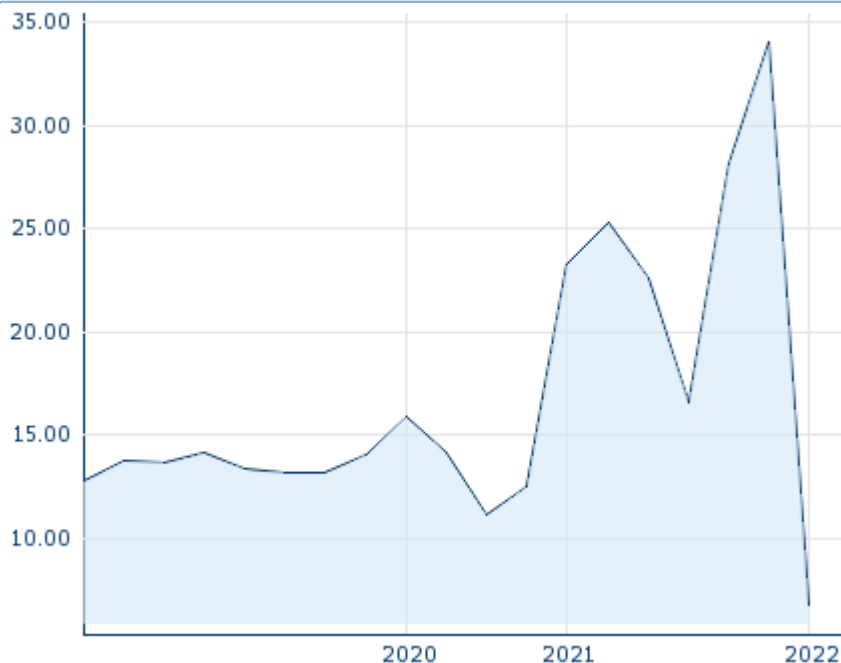
## Market data

Bid (Bid size)	-
Ask (Ask size)	-
Open	6.78 USD
High	6.78 USD
Low	6.78 USD
Close (prev. day)	34.02 USD
VWAP	6.78 USD
Volume (pcs)	1,000
Trading volume	6,780.00
Number of trades	1
Last size	1,000

## Futures and Options




Related Futures	-
Related Options	-

5Y



Information about previous performance does not guarantee future performance.  
Source: FactSet

## Recent research

on market			
Date		Headline	Download
2024/08/12		Global Equity Ratings	
2024/07/24		Global Equity Ratings	
2024/07/12		Global Equity Ratings	
2024/07/03		Global Strategy 3Q 2024	
2024/06/21		Global Equity Ratings	

## Details

2022/08/01 15:30:03

Price  
6.78 USDDifference 📉 -80.07% (-27.24)

## General attributes

ISIN	US1920051067
Symbol	CDXS
Exchange	London Stock Exchange
Currency	USD
Sector	-
Security type	Stock
Market cap (m)	187 EUR
Benchmark	S&P 500

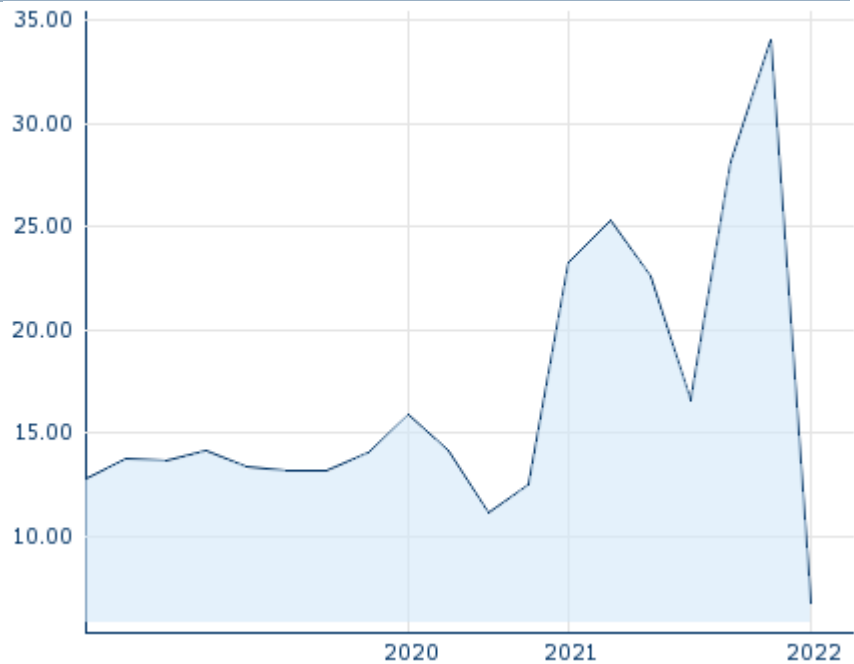
## Market data

Bid (Bid size)	-
Ask (Ask size)	-
Open	6.78 USD
High	6.78 USD
Low	6.78 USD
Close (prev. day)	34.02 USD
VWAP	6.78 USD
Volume (pcs)	1,000
Trading volume	6,780.00
Number of trades	1
Last size	1,000

## Performance and Risk

	6m	1Y	3Y
Perf (%)	-	-	-
Perf (abs.)	-	-	-
Beta	1.70	2.51	2.03
Volatility	-	-	-

5Y



Information about previous performance does not guarantee future performance.  
Source: FactSet

## Price data

Ø price 5 days   Ø volume 5 days (pcs.)	- USD (-)
Ø price 30 days   Ø volume 30 days (pcs.)	- USD (12)
Ø price 100 days   Ø volume 100 days (pcs.)	- USD (70)
Ø price 250 days   Ø volume 250 days (pcs.)	- USD (239)
YTD High   date	- USD (-)
YTD Low   date	- USD (-)
52 Weeks High   date	- USD (-)
52 Weeks Low   date	- USD (-)

## Arbitrage views

Exchange <span>📍</span>	Date	Time	Price	Trading volume (mio.)	Number of trades
Tradegate	2024/08/16	22:26	2.644 EUR	0.01	2
Stuttgart	2024/08/16	08:03	2.526 EUR	0.00	3
Nasdaq	2024/08/16	22:00	2.91 USD	0.81	1,942
Munich	2024/08/16	08:00	2.526 EUR	0.00	2
London Stock	2022/08/01	15:30	6.78 USD	0.01	1

Exchange	01					
Frankfurt	2024/08/ 16	21:55	2.58 EUR	0.00		10
Duesseldorf	2024/08/ 16	19:30	2.59 EUR	0.00		5
Berlin	2024/08/ 16	08:07	2.526 EUR	0.00		3

## Company profile

### Company Logo



### Company Profile

-

### Contact Details

CODEXIS INC.

--

----

Telefon: -

Fax: -

E-mail: -