

ENERGOUS CORP

ISIN: US29272C2026

WKN: 29272C202

Overview

2024/07/18 08:07:19

Price
0.955 EURDifference  -1.55% (-0.02)

General attributes

ISIN	US29272C2026
Symbol	WATT
Exchange	Munich
Currency	EUR
Sector	-
Security type	Stock
Market cap (m)	6 EUR
Benchmark	S&P 500

Market data

Bid (Bid size)	0.895 EUR (1,000)
Ask (Ask size)	0.955 EUR (1,000)
Open	0.955 EUR
High	0.955 EUR
Low	0.955 EUR
Close (prev. day)	0.97 EUR
VWAP	0.87617 EUR
Volume (pcs)	0
Trading volume	0.00
Number of trades	1
Last size	0

Futures and Options






Related Futures	-
Related Options	-

5Y



Information about previous performance does not guarantee future performance.
Source: FactSet

Recent research

on market		
Date	Headline	Download
2024/07/12	 Global Equity Ratings	
2024/07/08	 Akciové trhy - denní zpráva	
2024/07/03	 Global Strategy 3Q 2024	
2024/06/21	 Global Equity Ratings	
2024/05/29	 Global Equity Ratings	

Details

2024/07/18 08:07:19

Price

0.955 EUR

Difference ▼ -1.55% (-0.02)

General attributes

ISIN	US29272C2026
Symbol	WATT
Exchange	Munich
Currency	EUR
Sector	-
Security type	Stock
Market cap (m)	6 EUR
Benchmark	S&P 500

Market data

Bid (Bid size)	0.895 EUR (1,000)
Ask (Ask size)	0.955 EUR (1,000)
Open	0.955 EUR
High	0.955 EUR
Low	0.955 EUR
Close (prev. day)	0.97 EUR
VWAP	0.87617 EUR
Volume (pcs)	0
Trading volume	0.00
Number of trades	1
Last size	0

Performance and Risk

	6m	1Y	3Y
Perf (%)	-38.22%	-77.95%	-97.71%
Perf (abs.)	-0.60	-3.43	-41.39
Beta	1.61	1.93	1.28
Volatility	76.57	105.34	72.29

5Y



Information about previous performance does not guarantee future performance.
Source: FactSet

Price data

Ø price 5 days Ø volume 5 days (pcs.)	0.956 EUR (21)
Ø price 30 days Ø volume 30 days (pcs.)	1.056 EUR (46)
Ø price 100 days Ø volume 100 days (pcs.)	1.398 EUR (46)
Ø price 250 days Ø volume 250 days (pcs.)	1.761 EUR (143)
YTD High date	2.420 EUR (2024/02/19)
YTD Low date	0.875 EUR (2024/07/11)
52 Weeks High date	4.780 EUR (2023/08/04)
52 Weeks Low date	0.875 EUR (2024/07/11)

Arbitrage views

Exchange ⊕	Date	Time	Price	Trading volume (mio.)	Number of trades
Stuttgart	2023/08/15	20:36	3.284 EUR	0.00	4
Nasdaq	2024/07/17	22:00	1.00 USD	0.14	701
Munich	2024/07/18	08:07	0.955 EUR	0.00	1
London Stock Exchange	2023/09/01	16:17	2.00 USD	0.00	1
Frankfurt	2023/08/16	16:15	3.136 EUR	0.00	2

	15					
Duesseldorf	2023/08/ 15	19:30	3.272 EUR	0.00		5
Berlin	2023/08/ 17	08:37	2.00 EUR	0.00		1

Company profile

Company Logo

Contact Details

ENERGOUS CORP.

--

Telefon: -

Fax: -

E-mail: -

Company Profile

-