

APPLIED OPTOELECTRONICS INC.

ISIN: **US03823U1025** WKN: **03823U102**

Overview

2024/02/26 15:39:13

Price

15.10 USD

Difference  -30.83% (-6.73)

General attributes

ISIN	US03823U1025
Symbol	AAOI
Exchange	London Stock Exchange
Currency	USD
Sector	-
Security type	Stock
Market cap (m)	327 EUR
Benchmark	S&P 500

Market data

Bid (Bid size)	-
Ask (Ask size)	-
Open	14.04 USD
High	15.10 USD
Low	14.04 USD
Close (prev. day)	21.83 USD
VWAP	14.464 USD
Volume (pcs)	100
Trading volume	1,446.40
Number of trades	2
Last size	40

Futures and Options

Related Futures	-
Related Options	-









5Y



Information about previous performance does not guarantee future performance.

Source: FactSet

Recent research

on market			
Date		Headline	Download
2024/08/12		Global Equity Ratings	
2024/07/24		Global Equity Ratings	
2024/07/12		Global Equity Ratings	
2024/07/03		Global Strategy 3Q 2024	
2024/06/21		Global Equity Ratings	

Details

2024/02/26 15:39:13

Price

15.10 USD

Difference ▼ -30.83% (-6.73)

General attributes

ISIN	US03823U1025
Symbol	AAOI
Exchange	London Stock Exchange
Currency	USD
Sector	-
Security type	Stock
Market cap (m)	327 EUR
Benchmark	S&P 500

Market data

Bid (Bid size)	-
Ask (Ask size)	-
Open	14.04 USD
High	15.10 USD
Low	14.04 USD
Close (prev. day)	21.83 USD
VWAP	14.464 USD
Volume (pcs)	100
Trading volume	1,446.40
Number of trades	2
Last size	40

Performance and Risk

	6m	1Y	3Y
Perf (%)	-	-	-
Perf (abs.)	-	-	-
Beta	3.57	3.49	1.77
Volatility	-	-	-

5Y



Information about previous performance does not guarantee future performance.
Source: FactSet

Price data

Ø price 5 days Ø volume 5 days (pcs.)	- USD (-)
Ø price 30 days Ø volume 30 days (pcs.)	- USD (257)
Ø price 100 days Ø volume 100 days (pcs.)	- USD (183)
Ø price 250 days Ø volume 250 days (pcs.)	18.37 USD (249)
YTD High date	21.83 USD (2024/02/12)
YTD Low date	14.04 USD (2024/02/26)
52 Weeks High date	22.58 USD (2023/12/18)
52 Weeks Low date	12.00 USD (2023/09/07)

Arbitrage views

Exchange	Date	Time	Price	Trading volume (mio.)	Number of trades
Tradegate	2024/08/21	22:26	8.00 EUR	0.00	3
Stuttgart	2024/08/22	08:06	7.90 EUR	0.00	1
Nasdaq	2024/08/21	22:00	8.92 USD	13.15	13,344
London Stock Exchange	2024/02/26	15:39	15.10 USD	0.00	2
Frankfurt	2024/08/21	08:00	7.90 EUR	0.00	1

	22					
Duesseldorf	2024/08/ 22	12:31	7.90 EUR	0.00		3
Berlin	2024/08/ 22	12:22	8.00 EUR	0.00		7

Company profile

Company Logo



Company Profile

-

Contact Details

APPLIED OPTOELECTRONICS INC

--

Telefon: -

Fax: -

E-mail: -